

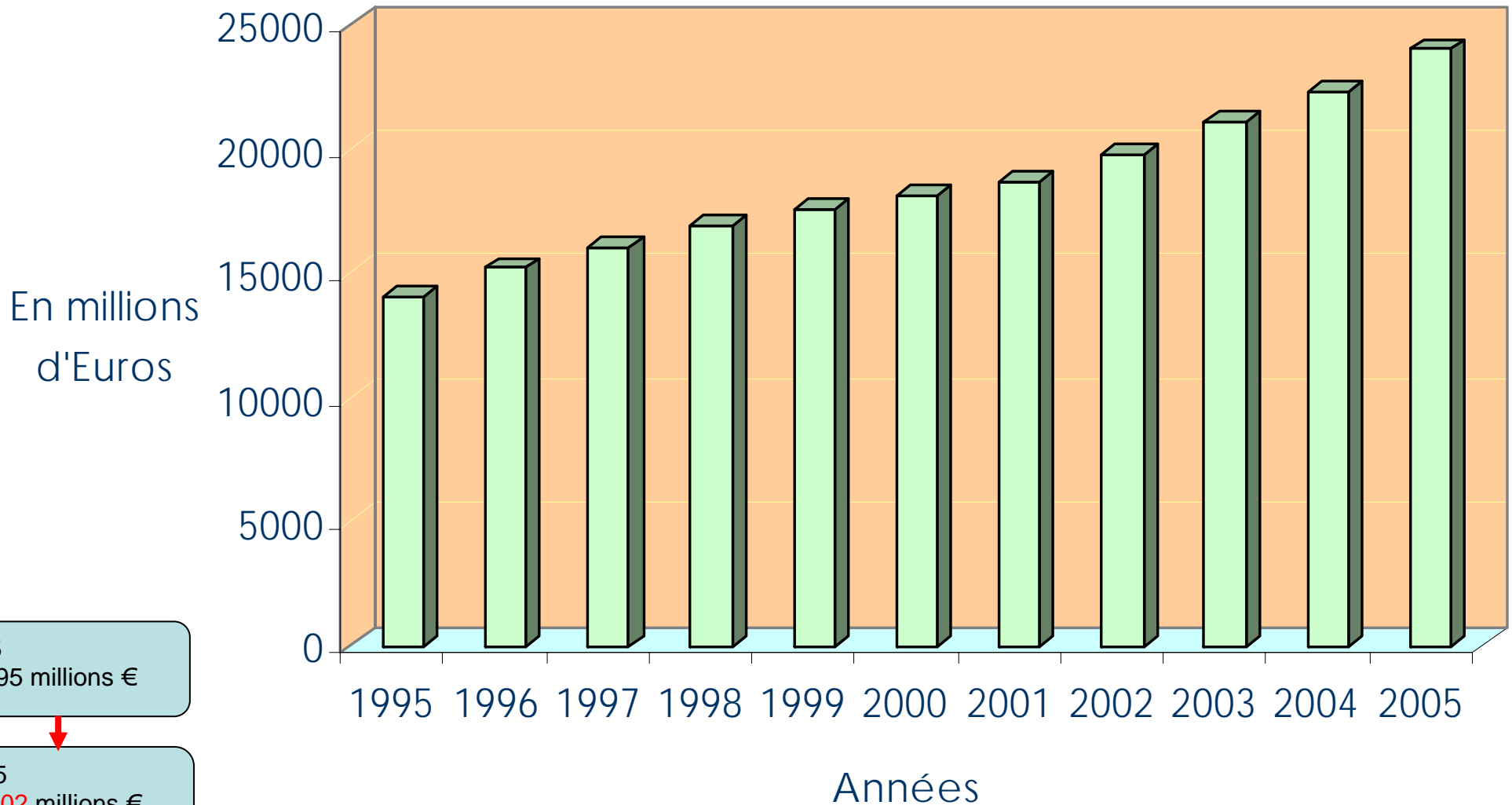


Observatoire UNPI des Taxes Foncières

Conférence de presse
28 novembre 2006

I) Evolution de la TFPB depuis 1995

Evolution du montant de la TFPB



1995
13 995 millions €



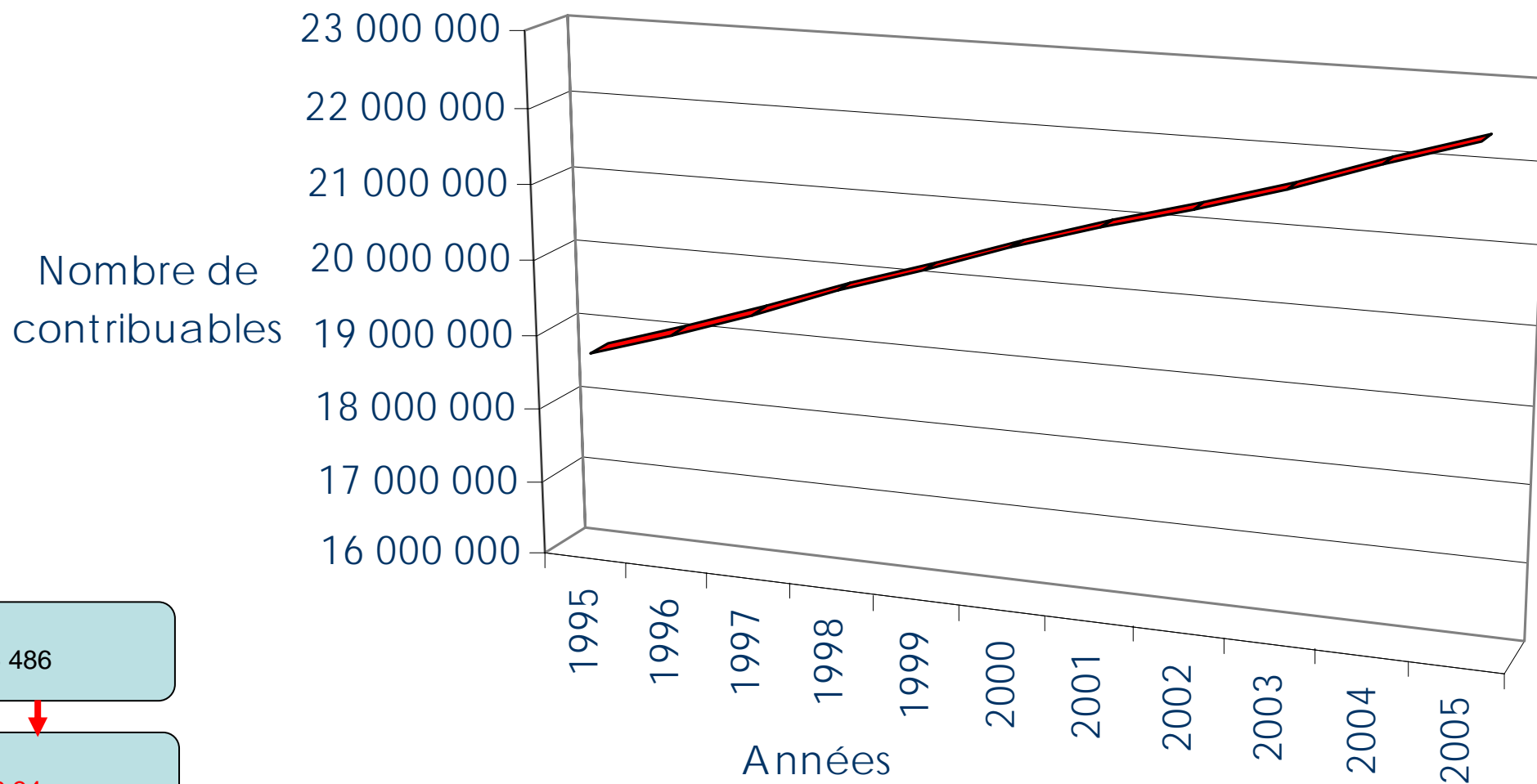
2005
24 002 millions €

Evolution du montant de la TFPB

Années	1995	1996	1997	1998	1999	2000	2001	2002	2003	2004 ¹	2005
Montants <i>En millions d'Euros</i>	13995	15198	16043	16861	17533	18086	18649	19791	21128	22350	24002

¹ A partir de 2004, le montant de la taxe foncière sur les propriétés bâties comprend en plus la taxe d'enlèvement des ordures ménagères.

Evolution du nombre de contribuables assujettis à la TFPB



1995
18 725 486

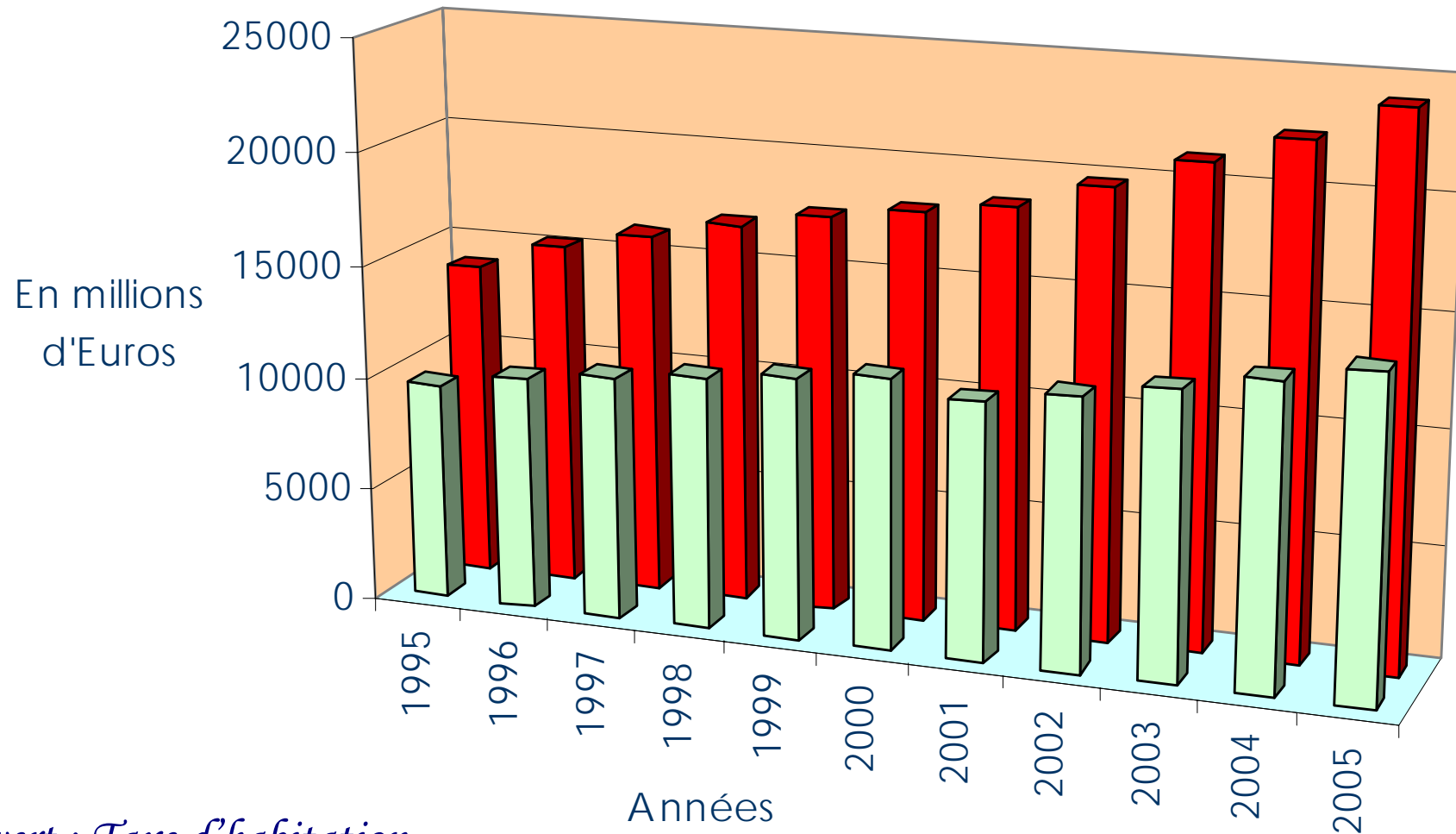


2005
22 376 34

Evolution du nombre de contribuables assujettis à la TFPB

Années	1995	1996	1997	1998	1999	2000	2001	2002	2003	2004	2005
Nombre de contribuables	18 725 486	19 065 095	19 449 098	19 857 860	20 221 622	20 613 094	20 976 865	21 286 149	21 625 012	22 024 337	22 376 734

Comparaison entre la TFPB et la Taxe d'habitation



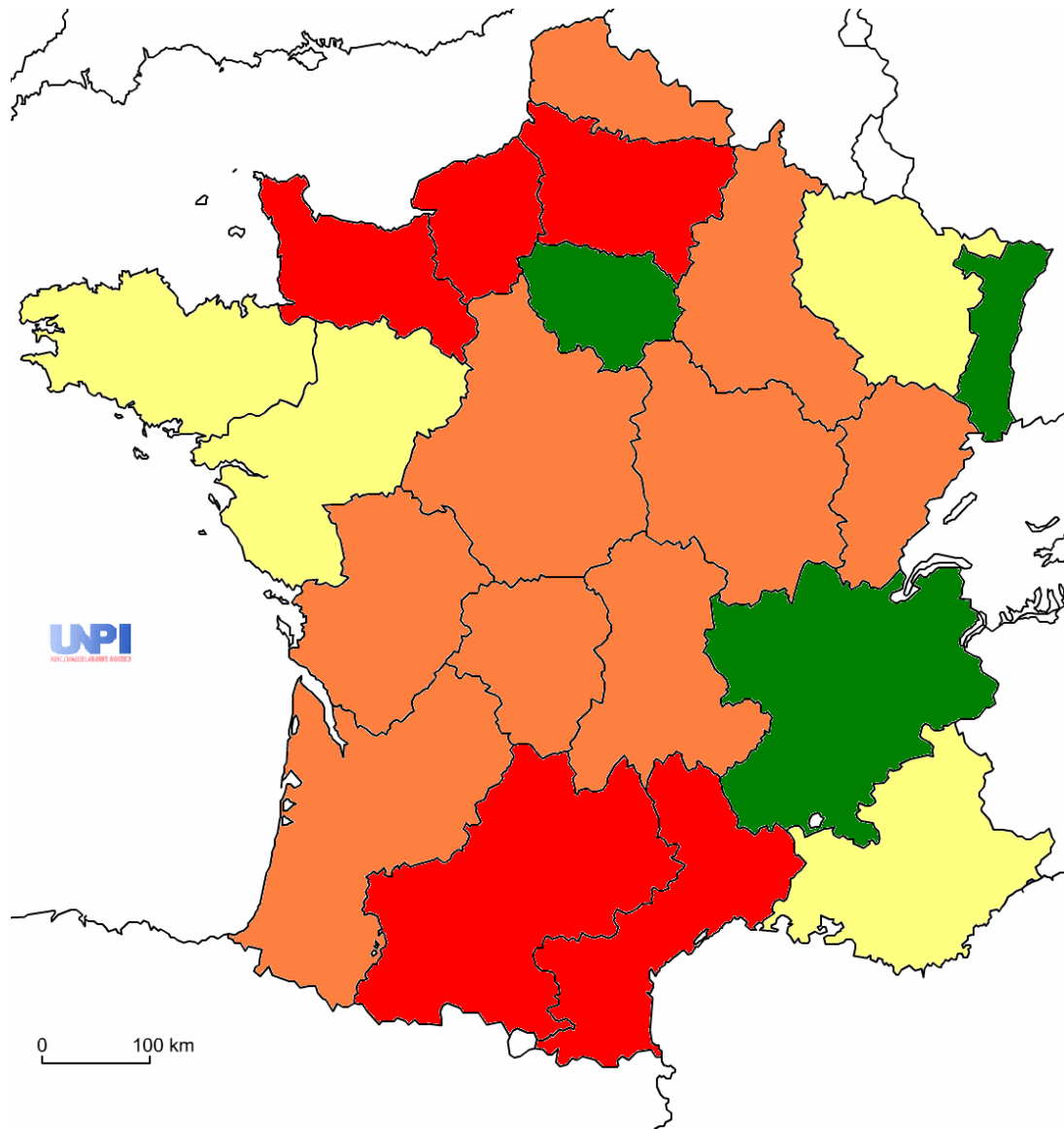
En vert : Taxe d'habitation

En rouge : TFPB

*II) Etude des taux
appliqués par les régions et
départements en 2006 et
de leur évolution sur trois
ans*

*A) Constat de la disparité
des taux appliqués en
2006*

Taux d'imposition régionaux en 2006



Source : Direction générale des impôts.

Légende² :

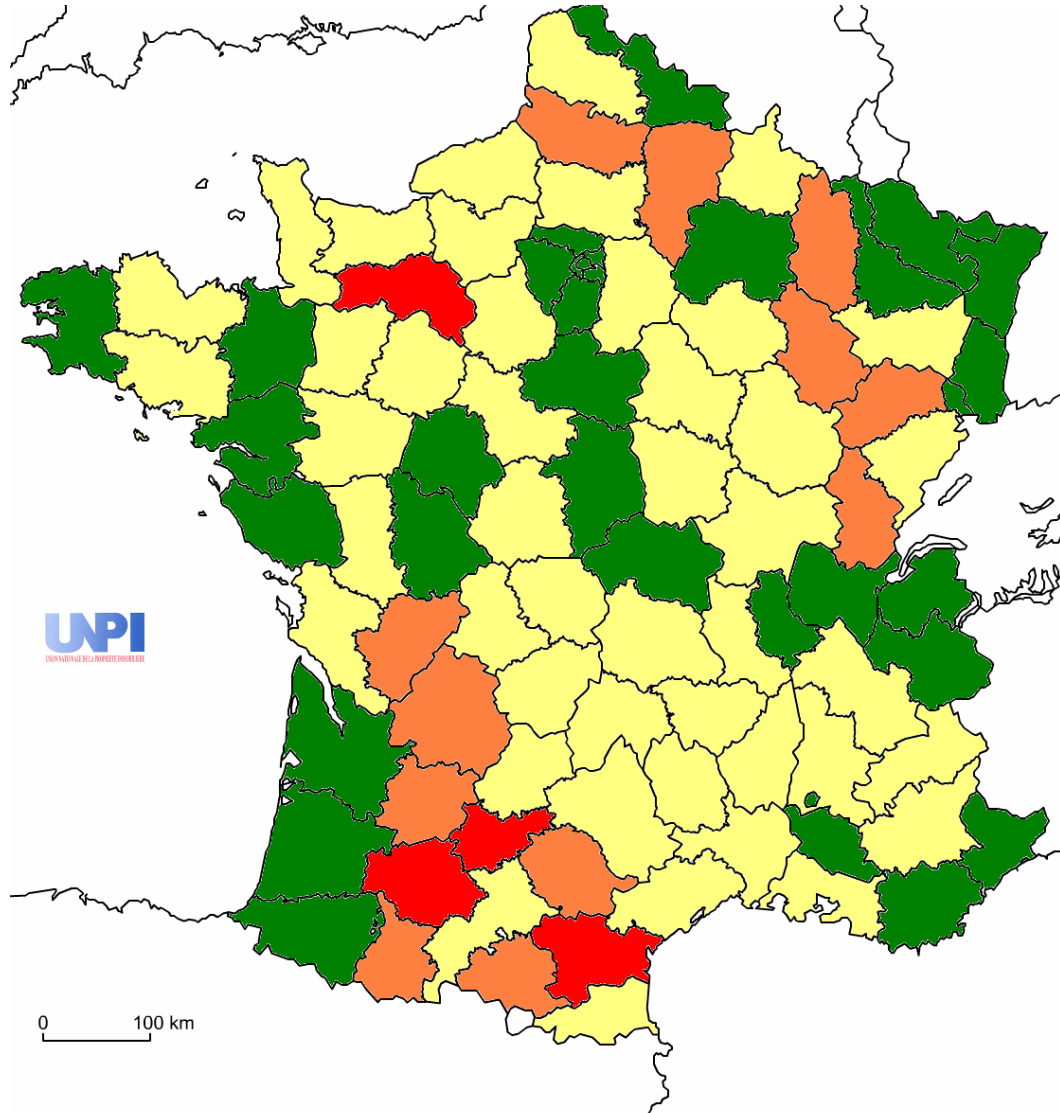
- Taux entre 1 et 2% : **Couleur verte**
- Taux entre 2 et 3% : **Couleur jaune**
- Taux entre 3 et 4% : **Couleur orange**
- Taux entre 4 et 5% : **Couleur rouge**

² Fonds de carte retouché, téléchargé sur le site <http://www.hist-geo.com>

*Classement des impositions régionales en partant des plus modérées en
2006*

<i>Classement par taux les moins élevés</i>	<i>Région</i>	<i>Taux</i>
1	ILE-DE-FRANCE	1,27%
2	ALSACE	1,63%
3	RHONE-ALPES	1,92%
4	LORRAINE	2,27%
5	PACA	2,36%
6	PAYS DE LA LOIRE	2,63%
7	BRETAGNE	2,97%
8	AQUITAINE	3,17%
9	CHAMPAGNE- ARDENNE	3,26%
10	POITOU- CHARENTES	3,32%
11	CENTRE	3,47%
12	BOURGOGNE	3,48%
13	LIMOUSIN	3,58%
14	AUVERGNE	3,63%
15	NORD-PAS-DE- CALAIS	3,70%
16	FRANCHE- COMTE	3,92%
17	PICARDIE	4,19%
18	HAUTE- NORMANDIE	4,42%
19	MIDI-PYRENEES	4,48%
20	LANGUEDOC- ROUSSILLON	4,62%
21	BASSE-NORMANDIE	4,99%

Taux d'imposition départementaux en 2006



Source : Direction générale des impôts.

Légende³ :

- Taux entre 0 et 10% : **Couleur verte**
- Taux entre 10 et 15% : **Couleur jaune**
- Taux entre 15 et 19% : **Couleur orange**
- Taux supérieur à 19% : **Couleur rouge**

³ Fonds de carte retouché, téléchargé sur le site <http://www.hist-geo.com>

Classement des impositions départementales en partant des plus modérées en 2006

<i>Classement par taux les moins élevés</i>	<i>Département</i>	<i>Taux</i>
1	PARIS	0,00%
2	YVELINES	4,60%
3	HAUTS DE SEINE	4,74%
4	RHONE	6,09%
5	AIN	6,29%
6	VAL D OISE	6,65%
7	LOIRE ATLANTIQUE	6,68%
8	BAS RHIN	7,13%
9	HAUT RHIN	7,27%
10	MOSELLE	7,30%
11	MARNE	7,40%
12	VAR	7,43%
13	SAVOIE	7,46%
14	ALPES MARITIMES	7,55%
15	HAUTE SAVOIE	7,65%
16	VAL DE MARNE	7,94%
17	VIENNE	8,40%
18	PYRENEES ATLANTIQUES	8,52%
19	NORD	8,57%
20	INDRE ET LOIRE	8,63%
21	LANDES	8,73%
22	GIRONDE	8,79%
23	VENDEE	8,80%

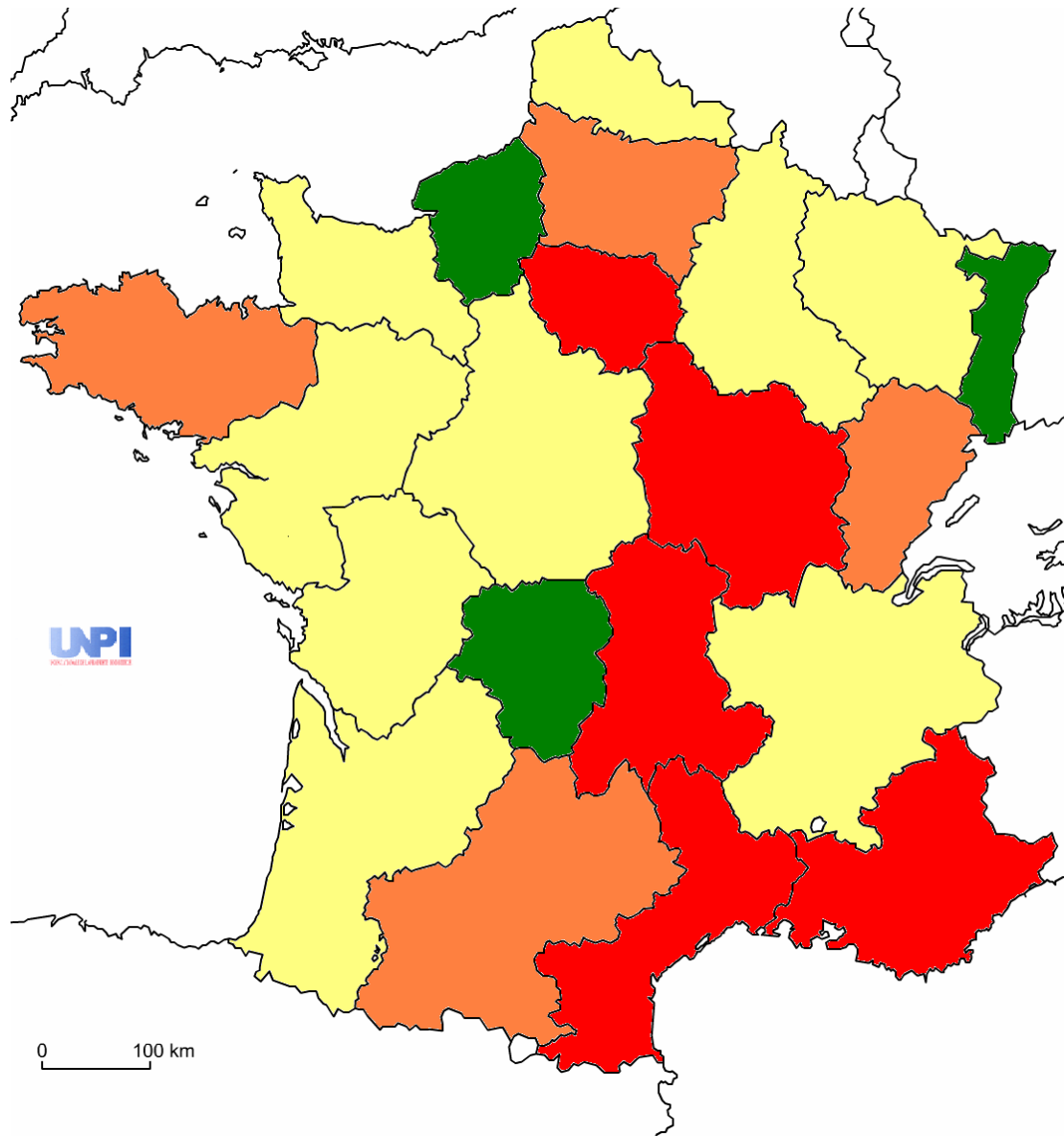
24	ESSONNE	8,97%
25	FINISTERE	8,98%
26	SEINE SAINT DENIS	9,01%
27	LOIRET	9,17%
28	ILLE ET VILAINE	9,27%
29	TERRITOIRE DE BELFORT	9,47%
30	MEURTHE ET MOSELLE	9,49%
31	VAUCLUSE	9,72%
32	ALLIER	9,84%
33	CHER	9,92%
34	DOUBS	10,09%
35	LOIRE	10,09%
36	HAUTE VIENNE	10,12%
37	MAINE ET LOIRE	10,39%
38	DEUX SEVRES	10,59%
39	HAUTE LOIRE	10,81%
40	BOUCHES DU RHONE	10,85%
41	DROME	10,90%
42	SEINE ET MARNE	10,98%
43	CREUSE	11,01%
44	INDRE	11,02%
45	SARTHE	11,17%
46	MORBIHAN	11,25%
47	PUY DE DOME	11,28%
48	PYRENEES	11,30%

	ORIENTALES	
49	COTE D'OR	11,36%
50	PAS DE CALAIS	11,50%
51	COTES D'ARMOR	11,67%
52	AVEYRON	11,72%
53	ISERE	11,81%
54	SAONE ET LOIRE	11,81%
55	LOZERE	12,08%
56	HAUTE GARONNE	12,20%
57	ARDECHE	12,29%
58	CORREZE	12,32%
59	HERAULT	12,47%
60	HAUTES ALPES	12,56%
61	MANCHE	12,58%
62	CHARENTE MARITIME	12,59%
63	YONNE	12,71%
64	MAYENNE	12,94%
65	AUBE	13,01%
66	CALVADOS	13,03%
67	SEINE MARITIME	13,16%
68	ARDENNES	13,19%
69	EURE	13,34%
70	NIEVRE	13,35%
71	ARIEGE	13,44%
72	VOSGES	13,45%
73	GARD	13,82%
74	LOIR ET CHER	14,00%

75	EURE ET LOIR	14,07%
76	LOT	14,35%
77	OISE	14,48%
78	ALPES DE HTE- PROVENCE	14,49%
79	CANTAL	14,70%
80	LOT ET GARONNE	15,03%
81	SOMME	15,25%
82	AISNE	15,29%
83	HAUTES PYRENEES	15,39%
84	CHARENTE	16,09%
85	HAUTE MARNE	16,56%
86	DORDOGNE	16,61%
87	JURA	16,82%
88	HAUTE SAONE	16,84%
89	MEUSE	18,00%
90	TARN	18,39%
91	TARN ET GARONNE	19,09%
92	ORNE	19,53%
93	AUDE	21,17%
94	GERS	21,50%

*B) Evolution des taux
régionaux et
départementaux sur trois
ans, 2004, 2005 et 2006*

Augmentation des taux régionaux sur trois ans, 2004/2005 et 2006



Source : Direction générale des impôts.

Légende⁴ :

- Augmentation des taux entre 0 et 10% : **Couleur verte**
- Augmentation des taux entre 10 et 20% : **Couleur jaune**
- Augmentation des taux entre 20 et 30% : **Couleur orange**
- Augmentation des taux supérieure à 30% : **Couleur rouge**

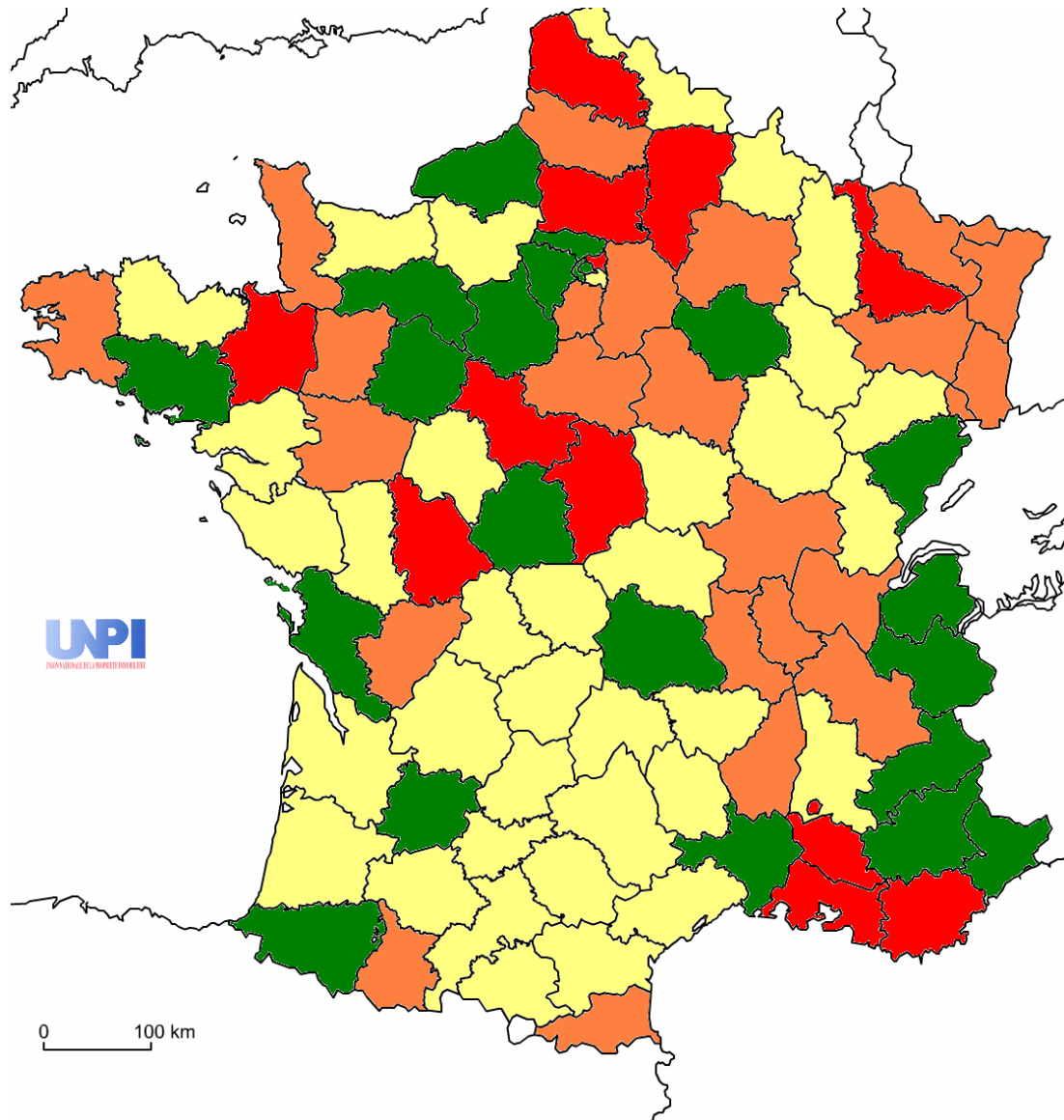
⁴ Fonds de carte retouché, téléchargé sur le site <http://www.hist-geo.com>

Classement selon l'évolution des taux régionaux depuis 3 ans

Classement	Régions	2004	2005	2006	Augmentation sur trois ans
1	Corse	1,02%	1,02%	1,02%	0%
2	Guyane	4,02%	4,02%	4,02%	0%
3	Martinique	3,88%	3,88%	3,88%	0%
4	Réunion	2,53%	2,53%	2,53%	0%
5	Limousin	3,47%	3,53%	3,58%	+3,17%
6	Alsace	1,55%	1,59%	1,63%	+5,16%
7	Haute-Normandie	4,02%	4,42%	4,42%	+9,95%
8	Champagne-Ardenne	2,92%	3,10%	3,26%	+11,64%
9	Poitou-Charentes	2,97%	3,32%	3,32%	+11,78%
10	Rhône-Alpes	1,68%	1,78%	1,92%	+14,29%
11	Centre	3%	3,47%	3,47%	+15,67%
12	Basse-Normandie	4,29%	4,80%	4,99%	+16,32%
13	Lorraine	1,94%	2,11%	2,27%	+17,01%
14	Nord-pas-de-Calais	3,16%	3,62%	3,70%	+17,09%
15	Aquitaine	2,70%	3,11%	3,17%	+17,41%
16	Pays de la Loire	2,23%	2,63%	2,63%	+17,94%
17	Bretagne	2,47%	2,76%	2,97%	+20,24%
18	Midi-Pyrénées	3,66%	4,28%	4,48%	+22,40%
19	Picardie	3,33%	4,13%	4,19%	+25,83%
20	Franche-	3,07%	3,84%	3,92%	+27,69%

	Comté				
21	Auvergne	2,79%	3,63%	3,63%	+30,11%
22	Ile-de-France	0,87%	1,07%	1,27%	+45,98%
23	Bourgogne	2,28%	3,42%	3,48%	+52,63%
24	PACA	1,48%	1,93%	2,36%	+59,46%
25	Guadeloupe	2,19%	3,90%	3,90%	+78,08%
26	Languedoc-Roussillon	2,55%	4,59%	4,62%	+81,18%

Augmentation des taux départementaux sur trois ans, 2004/2005 et 2006



Source : Direction générale des impôts.

Légende⁵ :

- Augmentation des taux entre 0 et 5% : **Couleur verte**
- Augmentation des taux entre 5 et 10% : **Couleur jaune**
- Augmentation des taux entre 10 et 15% : **Couleur orange**
- Augmentation des taux supérieure à 15% : **Couleur rouge**

⁵ Fonds de carte retouché, téléchargé sur le site <http://www.hist-geo.com>

Classement selon l'évolution des taux départementaux depuis 3 ans

Classement	Départements	2004	2005	2006	Augmentation sur trois ans
1	HAUTES-ALPES	12,56	12,56	12,56	0%
2	ALPES MARITIMES	7,55	7,55	7,55	0%
3	AUBE	13,01	13,01	13,01	0%
4	INDRE	11,02	11,02	11,02	0%
5	ORNE	19,53	19,53	19,53	0%
6	HAUTE SAVOIE	7,65	7,65	7,65	0%
7	PARIS	0,00	0,00	0,00	0%
8	SEINE MARITIME	13,16	13,16	13,16	0%
9	YVELINES	4,60	4,60	4,60	0%
10	HAUTS DE SEINE	4,74	4,74	4,74	0%
11	VAL D OISE	6,65	6,65	6,65	0%
12	GUADELOUPE	19,03	19,03	19,03	0%
13	GUYANE	25,98	25,98	25,98	0%
14	REUNION	5,91	5,91	5,91	0%
15	PYRENEES ATLANTIQUES	8,38	8,52	8,52	+1,67%
16	LOT ET GARONNE	14,61	14,61	15,03	+2,87%
17	SAVOIE	7,24	7,24	7,46	+3,04%
18	EURE ET LOIR	13,57	13,57	14,07	+3,68%
19	CHARENTE MARITIME	12,11	12,11	12,59	+3,96%
20	MORBIHAN	10,82	10,82	11,25	+3,97%

21	SARTHE	10,74	10,74	11,17	+4%
22	DOUBS	9,70	9,70	10,09	+4,02%
23	PUY DE DOME	10,76	11,08	11,28	+4,83%
24	GARD	13,18	13,58	13,82	+4,86%
25	ALPES DE HTE- PROVENCE	13,80	14,49	14,49	+5%
26	EURE	12,70	13,34	13,34	+5,04%
27	COTE D'OR	10,81	11,04	11,36	+5,09%
28	LANDES	8,28	8,43	8,73	+5,43%
29	GIRONDE	8,33	8,44	8,79	+5,52%
30	DORDOGNE	15,73	15,97	16,61	+5,59%
31	VENDEE	8,33	8,54	8,80	+5,64%
32	CANTAL	13,89	13,89	14,70	+5,83%
33	AVEYRON	11,06	11,34	11,72	+5,97%
34	CORREZE	11,61	11,96	12,32	+6,12%
35	HAUTE GARONNE	11,45	11,79	12,20	+6,55%
36	VAL DE MARNE	7,45	7,60	7,94	+6,58%
37	HERAULT	11,69	12,04	12,47	+6,67%
38	GERS	20,10	20,71	21,50	+6,97%
39	LOIRE ATLANTIQUE	6,24	6,68	6,68	+7,05%
40	CORSE DU SUD	6,32	6,79	6,79	+7,44%
41	MEUSE	16,73	17,48	18,00	+7,59%
42	TARN ET GARONNE	17,74	18,36	19,09	+7,61%
43	JURA	15,58	16,03	16,82	+7,96%
44	MARTINIQUE	12,50	12,50	13,50	+8%
45	HAUTE SAONE	15,58	16,51	16,84	+8,09%

46	ARIEGE	12,43	13,05	13,44	+8,13%
47	COTES D'ARMOR	10,79	11,33	11,67	+8,16%
48	LOZERE	11,13	11,25	12,08	+8,54%
49	HAUTE MARNE	15,24	15,83	16,56	+8,66%
50	ALLIER	9,05	9,28	9,84	+8,73%
51	CREUSE	10,11	10,29	11,01	+8,90%
52	INDRE ET LOIRE	7,92	7,92	8,63	+8,96%
53	HAUTE LOIRE	9,92	10,41	10,81	+8,97%
54	AUDE	19,39	20,36	21,17	+9,17%
55	DROME	9,97	10,57	10,90	+9,33%
56	LOT	13,12	13,64	14,35	+9,38%
57	NORD	7,82	8,13	8,57	+9,59%
58	CALVADOS	11,88	12,77	13,03	+9,68%
59	ARDENNES	12,02	12,62	13,19	+9,73%
60	TARN	16,76	17,43	18,39	+9,73%
61	DEUX SEVRES	9,65	10,08	10,59	+9,74%
62	NIEVRE	12,15	12,15	13,35	+9,88%
63	HAUTE VIENNE	9,21	9,48	10,12	+9,88%
64	ISERE	10,71	11,25	11,81	+10,27%
65	MAYENNE	11,73	12,32	12,94	+10,32%
66	YONNE	11,51	11,80	12,71	+10,43%
67	SEINE ET MARNE	9,94	9,94	10,98	+10,46%
68	SOMME	13,78	14,88	15,25	+10,67%
69	LOIRET	8,28	8,65	9,17	+10,75%
70	MAINE ET LOIRE	9,35	10,14	10,39	+11,12%
71	AIN	5,65	5,93	6,29	+11,33%

72	RHONE	5,47	5,80	6,09	+11,33%
73	SAONE ET LOIRE	10,60	11,12	11,81	+11,42%
74	TERRITOIRE DE BELFORT	8,47	8,89	9,47	+11,81%
75	HAUTES PYRENEES	13,73	14,94	15,39	+12,09%
76	HAUT RHIN	6,48	6,67	7,27	+12,19%
77	BAS RHIN	6,35	6,60	7,13	+12,28%
78	LOIRE	8,98	9,52	10,09	+12,36%
79	MOSELLE	6,47	6,79	7,30	+12,83%
80	FINISTERE	7,95	8,63	8,98	+12,96%
81	VOSGES	11,87	12,58	13,45	+13,31%
82	MANCHE	11,04	11,87	12,58	+13,95%
83	CHARENTE	14,11	16,09	16,09	+14,03%
84	PYRENEES ORIENTALES	9,91	11,10	11,30	+14,03%
85	MARNE	6,48	7,40	7,40	+14,20%
86	ARDECHE	10,74	11,38	12,29	+14,43%
87	ESSONNE	7,82	7,82	8,97	+14,71%
88	VAR	6,40	6,78	7,43	+16,09%
89	OISE	12,47	13,47	14,48	+16,12%
90	HAUTE CORSE	9,54	9,54	11,10	+16,35%
91	AISNE	13,13	14,92	15,29	+16,45%
92	CHER	8,51	9,06	9,92	+16,57%
93	SEINE SAINT DENIS	7,62	8,23	9,01	+18,24%
94	VIENNE	7,10	8,02	8,40	+18,31%
95	PAS DE CALAIS	9,70	10,34	11,50	+18,56%
96	MEURTHE ET MOSELLE	7,81	8,79	9,49	+21,51%

97	LOIR ET CHER	11,49	13,21	14,00	+21,85%
98	ILLE ET VILAINE	7,54	7,54	9,27	+22,94%
99	VAUCLUSE	7,85	9,26	9,72	+23,82%
100	BOUCHES DU RHONE	7,15	8,51	10,85	+51,75%

*III) Présentation détaillée
de l'évolution de la somme
payée par un propriétaire
au titre des trois parts*

Région ALSACE

Haut-Rhin				
	2005	2004	2000	
Colmar	868	837	745,01	
Evolution sur 1 an	+3,70%			
Evolution sur 5 ans	+16,51%			
Bas-Rhin				
Bischheim	2627	2512	2045,25	
Evolution sur 1 an	+4,58%			
Evolution sur 5 ans	+28,44%			
Strasbourg	1143	1096	921,24	
Evolution sur 1 an	+4,29%			
Evolution sur 5 ans	+24,07%			

Région AQUITAINE

Gironde				
	2005	2004	2000	
Bordeaux	476	462	425,18	
Evolution sur 1 an	+3,03%			
Evolution sur 5 ans	+11,95%			
Pyénées-Atlantiques				
Cambo les bains	181	171	137,35	
Evolution sur 1 an	+5,85%			
Evolution sur 5 ans	+31,78%			
Pau	316	306	257,33	
Evolution sur 1 an	+3,26%			
Evolution sur 5 ans	+22,79%			
Lot-et-Garonne				
Agen	2273	2216	1670,53	
Evolution sur 1 an	+2,57%			
Evolution sur 5 ans	+36,06%			

Région AUVERGNE

Puy-de-Dôme				
	2005	2004	2000	
Clermont-Ferrand	551	517	437,98	
Evolution sur 1 an	+6,58%			
Evolution sur 5 ans	+25,80%			
Chamalières	880	834	718,49	
Evolution sur 1 an	+5,52%			
Evolution sur 5 ans	+22,48%			
Cournon d'Auvergne	664	621		
Evolution sur 1 an	+6,92%			
Evolution sur 5 ans				
Thiers	305	291	270,44	
Evolution sur 1 an	+4,81%			
Evolution sur 5 ans	+12,78%			
Riom	591	565	522,74	
Evolution sur 1 an	+4,60%			
Evolution sur 5 ans	+13,06%			
Issoire	439	415	385,54	
Evolution sur 1 an	+5,78%			
Evolution sur 5 ans	+13,87%			
Thuret	244	231	213,12	
Evolution sur 1 an	+5,63%			

Evolution sur 5 ans	+14,49%		
Allier			
Montluçon	679	649	608,11
Evolution sur 1 an	+4,62%		
Evolution sur 5 ans	+11,66%		
Yzeure	663	629	583,72
Evolution sur 1 an	+5,41%		
Evolution sur 5 ans	+13,58%		
Cusset	303	283	245,13
Evolution sur 1 an	+7,07%		
Evolution sur 5 ans	+23,61%		
Saint-Yorre	773	723	644,70
Evolution sur 1 an	+6,92%		
Evolution sur 5 ans	+19,90%		
Vichy	2182	2078	1855,91
Evolution sur 1 an	+5%		
Evolution sur 5 ans	+17,57%		
Vendat	647	604	535,09
Evolution sur 1 an	+7,12%		
Evolution sur 5 ans	+20,91%		
Cantal			
Aurillac	809	780	726,11
Evolution sur 1 an	+3,72%		
Evolution sur 5 ans	+11,42%		

Massiac	1170	1111	939,23	
Evolution sur 1 an	+5,31%			
Evolution sur 5 ans	+24,57%			
Mauriac	791	752	682,97	
Evolution sur 1 an	+5,19%			
Evolution sur 5 ans	+15,82%			
Haute-Loire				
Vieille-Brioude	677	628	563,60	
Evolution sur 1 an	+7,80%			
Evolution sur 5 ans	+20,12%			
Langeac	1934	1832	1617,78	
Evolution sur 1 an	+5,57%			
Evolution sur 5 ans	+19,55%			

Région BASSE-NORMANDIE

Calvados			
	2005	2004	2000
Caen	1212	1157	1160,74
Evolution sur 1 an	+4,75%		
Evolution sur 5 ans	+4,42%		

Région BOURGOGNE

Côte-d'Or				
	2005	2004	2000	
Dijon	721	672	609,18	
Evolution sur 1 an	+7,29%			
Evolution sur 5 ans	+18,36%			
Sennecey les Dijon	790	743	689,22	
Evolution sur 1 an	+6,32%			
Evolution sur 5 ans	+14,62%			
Nièvre				
Chevigny	489	456	419,84	
Evolution sur 1 an	+7,24%			
Evolution sur 5 ans	+16,47%			
Saône-et-Loire				
Macon	259	243	230,65	
Evolution sur 1 an	+6,58%			
Evolution sur 5 ans	+12,29%			

Région BRETAGNE

Ille-et-Vilaine				
	2005	2004	2000	
Rennes	783	762	656,90	
Evolution sur 1 an	+2,75%			
Evolution sur 5 ans	+19,20%			
Thorigne Fouillard	766	718	624,27	
Evolution sur 1 an	+6,69%			
Evolution sur 5 ans	+22,70%			
Morbihan				
Vannes	778	758	691,96	
Evolution sur 1 an	+2,64%			
Evolution sur 5 ans	+12,43%			

Région CENTRE

Indre-et-Loire				
	2005	2004	2000	
Tours	395	382	360,54	
Evolution sur 1 an	+3,40%			
Evolution sur 5 ans	+9,56%			
Esvres	1039	984	875,36	
Evolution sur 1 an	+5,59%			
Evolution sur 5 ans	+18,69%			
Fondettes	915	889	837,85	
Evolution sur 1 an	+2,92%			
Evolution sur 5 ans	+9,20%			
Loches	1065	1033	973,69	
Evolution sur 1 an	+3,10%			
Evolution sur 5 ans	+9,38%			
Indre				
Châteauroux	772	723	682,05	
Evolution sur 1 an	+6,78%			
Evolution sur 5 ans	+13,19%			
Cher				
Bourges	447	426	385,54	
Evolution sur 1 an	+4,92%			
Evolution sur 5 ans	+15,94%			

Saint Florent sur Cher	813	781	668,48	
Evolution sur 1 an	+4,10%			
Evolution sur 5 ans	+21,62%			
Saint Amand Montrond	153	144	121,95	
Evolution sur 1 an	+6,25%			
Evolution sur 5 ans	+25,46			
Loiret				
Orléans	799	769	717,12	
Evolution sur 1 an	+3,90%			
Evolution sur 5 ans	+11,42%			
Montargis	1688	1585	1485,31	
Evolution sur 1 an	+6,49%			
Evolution sur 5 ans	+13,64%			
Amilly	577	556	519,24	
Evolution sur 1 an	+3,77%			
Evolution sur 5 ans	+11,12%			

Région CHAMPAGNE-ARDENNE

Marne				
	2005	2004	2000	
Chalons en Champagne	693	655	593,17	
Evolution sur 1 an	+5,80%			
Evolution sur 5 ans	+16,83%			
Reims	1343,57		1054,69	
Evolution sur 1 an				
Evolution sur 5 ans	+27,39%			

Région FRANCHE-COMTE

Territoire de Belfort				
	2005	2004	2000	
Belfort	1002	936	854,78	
Evolution sur 1 an	+7,05%			
Evolution sur 5 ans	+17,22%			
Doubs				
	2005	2004	2000	
Besançon	454	437	388,13	
Evolution sur 1 an	+3,89%			
Evolution sur 5 ans	+16,97%			

Région HAUTE-NORMANDIE

Seine-Maritime				
	2005	2004	2000	
Le Havre	603	587	558,26	
Evolution sur 1 an	+2,73%			
Evolution sur 5 ans	+8,01%			
Rouen	1090	1054	1056,62	
Evolution sur 1 an	+3,41%			
Evolution sur 5 ans	+3,15%			

Région LANGUEDOC-ROUSSILLON

Pyénées-orientales				
	2005	2004	2000	
Perpignan	478	432	367,24	
Evolution sur 1 an	+10,65%			
Evolution sur 5 ans	+30,16%			
Aude				
Limoux	1170	1094	995,64	
Evolution sur 1 an	+6,95%			
Evolution sur 5 ans	+17,51%			
Gard				
Nîmes	1306	1221	1172,33	
Evolution sur 1 an	+6,96%			
Evolution sur 5 ans	+11,40%			
Hérault				
Montpellier	1567,20		1379,35	
Evolution sur 1 an				
Evolution sur 5 ans	+13,61%			

Région LIMOUSIN

Creuse			
	2005	2004	2000
Guéret	383	371	318
Evolution sur 1 an	+3,23%		
Evolution sur 5 ans	+20,44%		

Région LORRAINE

Meurthe-et-Moselle				
	2005	2004	2000	
Nancy	807	755	711,02	
Evolution sur 1 an	+6,89%			
Evolution sur 5 ans	+13,50%			
Vandœuvre lès Nancy	627	587	536,46	
Evolution sur 1 an	+6,81%			
Evolution sur 5 ans	+16,87%			
Moselle				
Metz	323	305	291,48	
Evolution sur 1 an	+5,90%			
Evolution sur 5 ans	+10,81%			
Sarrebourg	1465	1396	1306,03	
Evolution sur 1 an	+4,94%			
Evolution sur 5 ans	+12,17%			
Meuse				
Bar le Duc	958	908	791,21	
Evolution sur 1 an	+5,51%			
Evolution sur 5 ans	+21,08%			

Région MIDI-PYRÉNÉES

Haute-Garonne				
	2005	2004	2000	
Toulouse	925	883	809,50	
Evolution sur 1 an	+4,76%			
Evolution sur 5 ans	+14,27%			
Hautes-Pyrénées				
Tarbes	864	815	735,56	
Evolution sur 1 an	+6,01%			
Evolution sur 5 ans	+17,46%			
Tarn				
Castres	946	908	814,07	
Evolution sur 1 an	+4,19%			
Evolution sur 5 ans	+16,21%			
Gers				
Auch	1249	1190	953,87	
Evolution sur 1 an	+4,96%			
Evolution sur 5 ans	+30,94%			
Tarn-et-Garonne				
Albias	639	601	460,24	
Evolution sur 1 an	+6,32%			
Evolution sur 5 ans	+38,84%			
Lot				
Cahors	828	780	646,84	
Evolution sur 1 an	+6,15%			
Evolution sur 5 ans	+28,01%			

Cremps	270	252	226,38	
Evolution sur 1 an	+7,14%			
Evolution sur 5 ans	+19,27%			
Cagnac sur Cère	351	324	355,96	
Evolution sur 1 an	+8,3%			
Evolution sur 5 ans	-1,39%			

Région NORD-PAS-DE-CALAIS

Pas-de-Calais				
	2005	2004	2000	
Calais	866	815	658,57	
Evolution sur 1 an	+6,26%			
Evolution sur 5 ans	+31,50%			
Nord				
Lille	369	356	327	
Evolution sur 1 an	+3,65%			
Evolution sur 5 ans	+12,84%			

Région PACA

Vaucluse				
	2005	2004	2000	
Cheval Blanc	153	139	130,34	
Evolution sur 1 an	+10,07%			
Evolution sur 5 ans	+17,39%			
Bollène	971	884	848,53	
Evolution sur 1 an	+9,84%			
Evolution sur 5 ans	+14,43%			
Orange	429	414	384,93	
Evolution sur 1 an	+3,62%			
Evolution sur 5 ans	+11,45%			
Bouches-du-Rhône				
Marseille	107	91	80,34	
Evolution sur 1 an	+17,58%			
Evolution sur 5 ans	+33,18%			
Aix-en-Provence	705	647	586,62	
Evolution sur 1 an	+8,9%			
Evolution sur 5 ans	+20,18%			
Aubagne	1243	1106		
Evolution sur 1 an	+12,39%			
Evolution sur 5 ans				

La Ciotat	1481	1339	1235,59	
Evolution sur 1 an	+10,60%			
Evolution sur 5 ans	+19,86%			
Auriol	188	175	158,85	
Evolution sur 1 an	+7,43%			
Evolution sur 5 ans	+18,35%			
Var				
Toulon	454,17		404,52	
Evolution sur 1 an				
Evolution sur 5 ans	+12,27%			
Cavalaire-sur-Mer	363	343	304,59	
Evolution sur 1 an	+5,83%			
Evolution sur 5 ans	+19,18%			
Hautes-Alpes				
Gap	854	827	708,12	
Evolution sur 1 an	+3,26%			
Evolution sur 5 ans	+20,6%			
Alpes-Maritimes				
Nice	864	835	801,11	
Evolution sur 1 an	+3,47%			
Evolution sur 5 ans	+7,85%			
Cannes	157	151	143,91	
Evolution sur 1 an	+3,97%			
Evolution sur 5 ans	+9,10%			

Région PAYS-DE-LA-LOIRE

Maine-et-Loire				
	2005	2004	2000	
Angers	961	920	881,15	
Evolution sur 1 an	+4,46%			
Evolution sur 5 ans	+9,06%			
Cholet	444	423	402,77	
Evolution sur 1 an	+4,96%			
Evolution sur 5 ans	+10,24%			
Vendée				
La Roche Sur Yon	732	701	619,55	
Evolution sur 1 an	+4,42%			
Evolution sur 5 ans	+18,15%			
Loire-Atlantique				
Nantes	53	50		
Evolution sur 1 an	+6%			
Evolution sur 5 ans				
Sarthe				
Le Mans	1163	1121	1009,06	
Evolution sur 1 an	+3,75%			
Evolution sur 5 ans	+15,26%			

Région PICARDIE

Oise				
	2005	2004	2000	
Chantilly	5452	5007		
Evolution sur 1 an	+8,89%			
Evolution sur 5 ans				
Versigny	276	285	214,19	
Evolution sur 1 an	-3,16%			
Evolution sur 5 ans	+28,86%			
Choisy au Bac	766	709	656,9	
Evolution sur 1 an	+8,04%			
Evolution sur 5 ans	+16,61%			
Saint-Paul	1042	976	855,23	
Evolution sur 1 an	+6,76%			
Evolution sur 5 ans	+21,84%			
Beauvais	760	721	708,12	
Evolution sur 1 an	+5,41%			
Evolution sur 5 ans	+7,33%			
Aisne				
Chauny	482	441	414,96	
Evolution sur 1 an	+9,30%			
Evolution sur 5 ans	+16,16%			
Laon	954	885	748,06	
Evolution sur 1 an	+7,80%			

Evolution sur 5 ans	+27,53%			
Rozoy Sur Serre	94	86	78,66	
Evolution sur 1 an	+9,30%			
Evolution sur 5 ans	+19,50%			
Château- Thierry	1099	975		
Evolution sur 1 an	+12,72%			
Evolution sur 5 ans				

Région POITOU-CHARENTES

Deux-Sèvres			
	2005	2004	2000
Niort	979	944	828,71
Evolution sur 1 an	+3,71%		
Evolution sur 5 ans	+18,14%		
Charente			
Angoulême	614	580	535,24
Evolution sur 1 an	+5,86%		
Evolution sur 5 ans	+14,71%		
Charente-Maritime			
La Rochelle	571	557	511,61
Evolution sur 1 an	+2,51%		
Evolution sur 5 ans	+11,61%		
Vienne			
Poitiers	984	917	772
Evolution sur 1 an	+7,31%		
Evolution sur 5 ans	+27,46%		

Région RHONE-ALPES

Rhône				
	2005	2004	2000	
Lyon	222	214	187,35	
Evolution sur 1 an	+3,74%			
Evolution sur 5 ans	+18,49%			
Isère				
Grenoble	1360	1319	1221,57	
Evolution sur 1 an	+3,11%			
Evolution sur 5 ans	+11,33%			
Loire				
Saint Etienne	429	411	393,63	
Evolution sur 1 an	+4,38%			
Evolution sur 5 ans	+8,99%			
Mably	562	540	472,28	
Evolution sur 1 an	+4,07%			
Evolution sur 5 ans	+19%			
Savoie				
Chambéry	595	584	541,65	
Evolution sur 1 an	+1,88%			
Evolution sur 5 ans	+9,85%			

Région Ile-de-France

		%VAR		%VAR		%VAR		%VAR		%VAR	
		2001	2002/2001	2002	2003/2002	2003	2004/2003	2004	2005/2004	2005	2005/2001
PARIS	TAUX	7,11%	0,00%	7,11%	0,00%	7,11%	0,00%	7,11%	0,00%	7,11%	0,00%
PARIS	COTISATION	62	1,08%	67	1,50%	474	1,48%	481	1,87%	490	6,06%

SEINE ET MARNE

	2001	%VAR 2002/2001	2002	%VAR 2003/2002	2003	%VAR 2004/2003	2004	%VAR 2005/2004	2005	%VAR 2005/2001
--	------	-------------------	------	-------------------	------	-------------------	------	-------------------	------	-------------------

TRI SUR TAUX 2005

77	NEMOURS	28,87%	0,00%	28,87%	0,00%	28,87%	0,00%	28,87%	0,00%	28,87%	0,00%
77	VILLEPARISIS	26,63%	0,00%	26,63%	-5,67%	25,12%	0,00%	25,12%	0,00%	25,12%	-5,67%
77	MITRY MORY	21,97%	0,00%	21,97%	2,00%	22,41%	0,00%	22,41%	0,00%	22,41%	2,00%
77	FONTAINEBLEAU	21,43%	0,00%	21,43%	0,98%	21,64%	0,83%	21,82%	1,19%	22,08%	3,03%

TRI SUR VARIATION TAUX
2005/2001

77	FONTAINEBLEAU	21,43%	0,00%	21,43%	0,98%	21,64%	0,83%	21,82%	1,19%	22,08%	3,03%
77	MITRY MORY	21,97%	0,00%	21,97%	2,00%	22,41%	0,00%	22,41%	0,00%	22,41%	2,00%
77	NEMOURS	28,87%	0,00%	28,87%	0,00%	28,87%	0,00%	28,87%	0,00%	28,87%	0,00%
77	VILLEPARISIS	26,63%	0,00%	26,63%	-5,67%	25,12%	0,00%	25,12%	0,00%	25,12%	-5,67%

TRI SUR % AUGMENTATION
MONTANT COTISATION 2005/2001

77	FONTAINEBLEAU	0,94%		2,48%		2,42%		2,95%		9,08%
77	MITRY MORY	1,16%		3,44%		1,58%		1,72%		8,13%
77	NEMOURS	1,01%		1,51%		1,48%		1,79%		5,91%
77	VILLEPARISIS	1,10%		-4,36%		1,52%		1,87%		1,84%

YVELINES

(23 communes)

TRI SUR TAUX 2005

		%VAR		%VAR		%VAR		%VAR		%VAR	
		2001	2002/2001	2002	2003/2002	2003	2004/2003	2004	2005/2004	2005	2005/2001
78	LES MUREAUX	21,81%	-1,51%	21,48%	-0,98%	21,27%	0,00%	21,27%	0,00%	21,27%	-2,48%
78	CARRIERES S/S.	18,14%	16,98%	21,22%	0,00%	21,22%	0,00%	21,22%	0,00%	21,22%	16,98%
78	HOUILLES	17,34%	0,00%	17,34%	3,40%	17,93%	7,86%	19,34%	0,00%	19,34%	11,53%
78	MANTES LA JOLIE	19,34%	0,00%	19,34%	0,00%	19,34%	0,00%	19,34%	0,00%	19,34%	0,00%
78	MONTIGNY LE B.	17,49%	4,97%	18,36%	1,53%	18,64%	1,50%	18,92%	1,00%	19,11%	9,26%
78	VIROFLAY	14,69%	3,47%	15,20%	16,58%	17,72%	1,02%	17,90%	2,01%	18,26%	24,30%
78	ANDRESY	16,67%	3,00%	17,17%	0,00%	17,17%	0,00%	17,17%	1,40%	17,41%	4,44%
78	PLAISIR	16,64%	0,00%	16,64%	0,00%	16,64%	0,00%	16,64%	0,00%	16,64%	0,00%
78	TRIEL S/SEINE	13,37%	0,00%	13,37%	0,00%	13,37%	22,51%	16,38%	0,49%	16,46%	23,11%
78	POISSY	14,65%	0,00%	14,65%	0,00%	14,65%	0,00%	14,65%	4,03%	15,24%	4,03%
78	CONFLANS STE H.	14,45%	0,00%	14,45%	0,00%	14,45%	0,00%	14,45%	0,00%	14,45%	0,00%
78	MARLY LE ROI	12,97%	9,02%	14,14%	0,00%	14,14%	0,00%	14,14%	0,00%	14,14%	9,02%
78	CROISSY S/SEINE	12,59%	6,51%	13,41%	1,49%	13,61%	1,40%	13,80%	0,00%	13,80%	9,61%
78	VERSAILLES	10,97%	9,94%	12,06%	3,98%	12,54%	1,99%	12,79%	1,49%	12,98%	18,32%
78	MAISONS LAFFITTE	11,22%	4,99%	11,78%	3,06%	12,14%	1,98%	12,38%	1,94%	12,62%	12,48%
78	L'ETANG LA VILLE	10,06%	5,37%	10,60%	0,38%	10,64%	3,01%	10,96%	2,83%	11,27%	12,03%
78	VELIZY	9,69%	4,95%	10,17%	1,97%	10,37%	2,03%	10,58%	3,02%	10,90%	12,49%
78	LOUVECIENNES	9,32%	4,94%	9,78%	0,00%	9,78%	2,66%	10,04%	0,00%	10,04%	7,73%
78	LE VESINET	8,56%	0,00%	8,56%	0,00%	8,56%	3,97%	8,90%	0,00%	8,90%	3,97%
78	LE PECQ	8,14%	0,00%	8,14%	0,00%	8,14%	0,00%	8,14%	0,00%	8,14%	0,00%
78	ROCQUENCOURT	7,05%	0,00%	7,05%	3,55%	7,30%	0,00%	7,30%	0,00%	7,30%	3,55%
78	LE CHESNAY	6,40%	7,97%	6,91%	0,00%	6,91%	-0,43%	6,88%	5,96%	7,29%	13,91%

TRI SUR VARIATION TAUX 2005/2001

78	VIROFLAY	14,69%	3,47%	15,20%	16,58%	17,72%	1,02%	17,90%	2,01%	18,26%	24,30%
78	TRIEL S/SEINE	13,37%	0,00%	13,37%	0,00%	13,37%	22,51%	16,38%	0,49%	16,46%	23,11%
78	VERSAILLES	10,97%	9,94%	12,06%	3,98%	12,54%	1,99%	12,79%	1,49%	12,98%	18,32%
78	CARRIERES S/S.	18,14%	16,98%	21,22%	0,00%	21,22%	0,00%	21,22%	0,00%	21,22%	16,98%
78	LE CHESNAY	6,40%	7,97%	6,91%	0,00%	6,91%	-0,43%	6,88%	5,96%	7,29%	13,91%
78	VELIZY	9,69%	4,95%	10,17%	1,97%	10,37%	2,03%	10,58%	3,02%	10,90%	12,49%
	MAISONS										
78	LAFFITTE	11,22%	4,99%	11,78%	3,06%	12,14%	1,98%	12,38%	1,94%	12,62%	12,48%
78	L'ETANG LA VILLE	10,06%	5,37%	10,60%	0,38%	10,64%	3,01%	10,96%	2,83%	11,27%	12,03%
78	HOUILLES	17,34%	0,00%	17,34%	3,40%	17,93%	7,86%	19,34%	0,00%	19,34%	11,53%
78	CROISSY S/SEINE	12,59%	6,51%	13,41%	1,49%	13,61%	1,40%	13,80%	0,00%	13,80%	9,61%
78	MONTIGNY LE B.	17,49%	4,97%	18,36%	1,53%	18,64%	1,50%	18,92%	1,00%	19,11%	9,26%
78	MARLY LE ROI	12,97%	9,02%	14,14%	0,00%	14,14%	0,00%	14,14%	0,00%	14,14%	9,02%
78	LOUVECIENNES	9,32%	4,94%	9,78%	0,00%	9,78%	2,66%	10,04%	0,00%	10,04%	7,73%
78	ANDRESY	16,67%	3,00%	17,17%	0,00%	17,17%	0,00%	17,17%	1,40%	17,41%	4,44%
78	POISSY	14,65%	0,00%	14,65%	0,00%	14,65%	0,00%	14,65%	4,03%	15,24%	4,03%
78	LE VESINET	8,56%	0,00%	8,56%	0,00%	8,56%	3,97%	8,90%	0,00%	8,90%	3,97%
78	ROCQUENCOURT	7,05%	0,00%	7,05%	3,55%	7,30%	0,00%	7,30%	0,00%	7,30%	3,55%
78	MANTES LA JOLIE	19,34%	0,00%	19,34%	0,00%	19,34%	0,00%	19,34%	0,00%	19,34%	0,00%
78	PLAISIR	16,64%	0,00%	16,64%	0,00%	16,64%	0,00%	16,64%	0,00%	16,64%	0,00%
78	CONFLANS STE H.	14,45%	0,00%	14,45%	0,00%	14,45%	0,00%	14,45%	0,00%	14,45%	0,00%
78	LE PECQ	8,14%	0,00%	8,14%	0,00%	8,14%	0,00%	8,14%	0,00%	8,14%	0,00%
78	LES MUREAUX	21,81%	-1,51%	21,48%	-0,98%	21,27%	0,00%	21,27%	0,00%	21,27%	-2,48%

TRI SUR % AUGMENTATION MONTANT COTISATION 2005/2001

78	VIROFLAY	4,55%	18,32%	2,54%	3,84%	31,72%
78	TRIEL S/SEINE	0,99%	1,46%	24,40%	2,27%	30,36%
78	VERSAILLES	11,15%	5,49%	3,57%	3,30%	25,44%
78	CARRIERES S/S.	18,20%	1,48%	1,65%	1,80%	24,13%
78	LE CHESNAY	8,89%	1,53%	1,01%	7,96%	20,56%
78	MAISONS LAFFITTE	6,18%	4,55%	3,65%	3,69%	19,31%
78	L'ETANG LA VILLE	6,32%	1,89%	4,77%	4,56%	18,68%
78	CROISSY S/SEINE	7,76%	3,08%	2,74%	1,94%	16,34%
78	MARLY LE ROI	10,42%	1,51%	1,12%	2,21%	15,83%
78	MONTIGNY LE B.	5,95%	3,21%	3,11%	2,51%	15,58%
78	LOUVECIENNES	5,99%	1,69%	4,17%	1,60%	14,08%
78	HOUILLES	1,05%	4,90%	9,48%	-3,73%	11,73%
78	ANDRESY	4,09%	1,57%	1,35%	3,24%	10,63%
78	LE VESINET	1,17%	1,39%	5,71%	1,73%	10,30%
78	POISSY	0,98%	1,30%	1,61%	5,68%	9,84%
78	ROCQUENCOURT	1,09%	5,11%	1,53%	1,76%	9,78%
78	CONFLANS STE H.	1,05%	1,63%	1,46%	1,72%	5,99%
78	LE PECQ	1,25%	1,24%	1,53%	1,81%	5,96%
78	MANTES LA JOLIE	0,97%	1,51%	1,49%	1,73%	5,83%
78	PLAISIR	0,79%	1,56%	1,54%	1,77%	5,77%
78	LES MUREAUX	-0,70%	0,71%	1,41%	1,74%	3,17%

ESSONNE

(19 communes)

%VAR

%VAR

%VAR

%VAR

%VAR

2001

2002/2001

2002

2003/2002

2003

2004/2003

2004

2005/2004

2005

2005/2001

TRI SUR TAUX 2005

91	JUVISY S/ORGE	26,63%	0,00%	26,63%	0,00%	26,63%	0,00%	26,63%	0,00%	26,63%	0,00%
91	IGNY	23,34%	0,00%	23,34%	9,00%	25,44%	0,00%	25,44%	0,00%	25,44%	9,00%
91	ETAMPES	23,22%	0,00%	23,22%	8,01%	25,08%	0,00%	25,08%	0,00%	25,08%	8,01%
91	COMBS LA VILLE	24,63%	0,00%	24,63%	0,00%	24,63%	0,00%	24,63%	0,00%	24,63%	0,00%
91	BURES S/YVETTE	20,54%	0,00%	20,54%	6,18%	21,81%	0,00%	21,81%	2,48%	22,35%	8,81%
91	RIS ORANGIS	21,47%	0,00%	21,47%	0,00%	21,47%	0,00%	21,47%	0,00%	21,47%	0,00%
91	MONTGERON	19,98%	5,61%	21,10%	0,00%	21,10%	0,00%	21,10%	0,00%	21,10%	5,61%
91	ORSAY	16,79%	9,35%	18,36%	6,97%	19,64%	6,98%	21,01%	0,00%	21,01%	25,13%
91	BRETIGNY S/ORGE	17,37%	0,00%	17,37%	0,00%	17,37%	0,00%	17,37%	5,93%	18,40%	5,93%
91	EVRY	18,19%	0,00%	18,19%	0,00%	18,19%	0,00%	18,19%	0,00%	18,19%	0,00%
91	LONGJUMEAU	15,61%	0,00%	15,61%	16,02%	18,11%	0,00%	18,11%	0,00%	18,11%	16,02%
91	PALaiseau	17,17%	0,00%	17,17%	3,20%	17,72%	0,00%	17,72%	0,00%	17,72%	3,20%
91	LES ULIS	16,44%	0,49%	16,52%	1,57%	16,78%	0,18%	16,81%	0,00%	16,81%	2,25%
91	GIF S/YVETTE	15,57%	1,48%	15,80%	4,94%	16,58%	0,00%	16,58%	0,00%	16,58%	6,49%
91	EPINAY S/ORGE	14,37%	2,02%	14,66%	0,00%	14,66%	0,00%	14,66%	3,00%	15,10%	5,08%
91	SAVIGNY S/ORGE	14,74%	1,22%	14,92%	0,00%	14,92%	0,00%	14,92%	0,00%	14,92%	1,22%
91	VILLEBON S/YVETTE	14,11%	0,00%	14,11%	0,00%	14,11%	2,48%	14,46%	0,00%	14,46%	2,48%
91	MASSY	13,86%	0,00%	13,86%	0,00%	13,86%	0,00%	13,86%	0,00%	13,86%	0,00%
91	MONTLERY	9,79%	10,93%	10,86%	0,00%	10,86%	0,00%	10,86%	0,00%	10,86%	10,93%

TRI SUR VARIATION TAUX 2005/2001

91	ORSAY	16,79%	9,35%	18,36%	6,97%	19,64%	6,98%	21,01%	0,00%	21,01%	25,13%
91	LONGJUMEAU	15,61%	0,00%	15,61%	16,02%	18,11%	0,00%	18,11%	0,00%	18,11%	16,02%
91	MONTLERY	9,79%	10,93%	10,86%	0,00%	10,86%	0,00%	10,86%	0,00%	10,86%	10,93%
91	IGNY	23,34%	0,00%	23,34%	9,00%	25,44%	0,00%	25,44%	0,00%	25,44%	9,00%
91	BURES S/YVETTE	20,54%	0,00%	20,54%	6,18%	21,81%	0,00%	21,81%	2,48%	22,35%	8,81%
91	ETAMPES	23,22%	0,00%	23,22%	8,01%	25,08%	0,00%	25,08%	0,00%	25,08%	8,01%
91	GIF S/YVETTE	15,57%	1,48%	15,80%	4,94%	16,58%	0,00%	16,58%	0,00%	16,58%	6,49%
91	BRETIGNY S/ORGE	17,37%	0,00%	17,37%	0,00%	17,37%	0,00%	17,37%	5,93%	18,40%	5,93%
91	MONTGERON	19,98%	5,61%	21,10%	0,00%	21,10%	0,00%	21,10%	0,00%	21,10%	5,61%
91	EPINAY S/ORGE	14,37%	2,02%	14,66%	0,00%	14,66%	0,00%	14,66%	3,00%	15,10%	5,08%
91	PALaiseau	17,17%	0,00%	17,17%	3,20%	17,72%	0,00%	17,72%	0,00%	17,72%	3,20%
91	VILLEBON S/YVETTE	14,11%	0,00%	14,11%	0,00%	14,11%	2,48%	14,46%	0,00%	14,46%	2,48%
91	LES ULIS	16,44%	0,49%	16,52%	1,57%	16,78%	0,18%	16,81%	0,00%	16,81%	2,25%
91	SAVIGNY S/ORGE	14,74%	1,22%	14,92%	0,00%	14,92%	0,00%	14,92%	0,00%	14,92%	1,22%
91	JUVISY S/ORGE	26,63%	0,00%	26,63%	0,00%	26,63%	0,00%	26,63%	0,00%	26,63%	0,00%
91	COMBS LA VILLE	24,63%	0,00%	24,63%	0,00%	24,63%	0,00%	24,63%	0,00%	24,63%	0,00%
91	RIS ORANGIS	21,47%	0,00%	21,47%	0,00%	21,47%	0,00%	21,47%	0,00%	21,47%	0,00%
91	EVRY	18,19%	0,00%	18,19%	0,00%	18,19%	0,00%	18,19%	0,00%	18,19%	0,00%
91	MASSY	13,86%	0,00%	13,86%	0,00%	13,86%	0,00%	13,86%	0,00%	13,86%	0,00%

TRI SUR % AUGMENTATION MONTANT COTISATION 2005/2001

91	ORSAY	10,59%	6,47%	8,60%	1,80%	32,60%
91	LONGJUMEAU	0,74%	18,08%	1,56%	1,54%	22,68%
91	MONTLERY	11,66%	1,65%	1,62%	1,60%	17,18%
91	BURES S/YVETTE	1,23%	7,75%	1,57%	4,20%	15,44%
91	IGNY	0,97%	10,56%	1,56%	1,71%	15,31%
91	GIF S/YVETTE	2,32%	4,11%	1,52%	1,80%	12,59%
91	BRETIGNY S/ORGE	1,02%	1,41%	1,59%	7,81%	12,20%
91	PALaiseau	1,01%	4,68%	1,60%	1,73%	9,29%
91	VILLEBON S/YVETTE	0,97%	1,68%	4,02%	1,59%	8,50%
91	LES ULIS	1,03%	1,88%	3,16%	1,94%	8,25%
91	SAVIGNY S/ORGE	2,83%	1,83%	0,90%	1,79%	7,55%
91	COMBS LA VILLE	1,05%	1,56%	1,54%	1,68%	5,95%
91	JUVISY S/ORGE	1,03%	1,43%	1,41%	1,86%	5,91%
91	RIS ORANGIS	0,94%	1,49%	1,47%	1,81%	5,84%
91	EVRY	1,17%	1,15%	1,71%	1,68%	5,83%
91	MASSY	1,05%	1,48%	1,60%	1,58%	5,83%

HAUTS DE SEINE

(29 communes)

%VAR

%VAR

%VAR

%VAR

%VAR

2001

2002/2001

2002

2003/2002

2003

2004/2003

2004

2005/2004

2005

2005/2001

TRI SUR TAUX 2005

92	COLOMBES	17,31%	29,98%	22,50%	0,00%	22,50%	0,00%	22,50%	0,00%	22,50%	29,98%
92	BAGNEUX	20,18%	1,68%	20,52%	1,51%	20,83%	2,02%	21,25%	0,00%	21,25%	5,30%
92	CLICHY	17,34%	0,00%	17,34%	5,48%	18,29%	3,94%	19,01%	4,89%	19,94%	14,99%
92	LE PLESSIS ROBINSON	17,88%	2,80%	18,38%	1,52%	18,66%	1,82%	19,00%	0,00%	19,00%	6,26%
92	VANVES	16,00%	6,00%	16,96%	0,00%	16,96%	1,53%	17,22%	4,59%	18,01%	12,56%
92	CHAVILLE	15,55%	7,97%	16,79%	2,50%	17,21%	3,02%	17,73%	0,00%	17,73%	14,02%
92	SCEAUX	15,59%	0,00%	15,59%	0,00%	15,59%	9,88%	17,13%	2,86%	17,62%	13,02%
92	SURESNES	16,44%	0,00%	16,44%	3,71%	17,05%	0,94%	17,21%	1,74%	17,51%	6,51%
92	ANTONY	16,91%	0,00%	16,91%	0,00%	16,91%	0,00%	16,91%	0,00%	16,91%	0,00%
92	CHATENAY MALABRY	16,26%	0,00%	16,26%	0,00%	16,26%	0,00%	16,26%	2,83%	16,72%	2,83%
92	CHATILLON	14,79%	6,02%	15,68%	2,17%	16,02%	1,50%	16,26%	0,18%	16,29%	10,14%
92	BOIS COLOMBES	13,30%	4,81%	13,94%	14,78%	16,00%	1,75%	16,28%	0,00%	16,28%	22,41%
92	VILLENEUVE LA GARENNE	13,24%	7,93%	14,29%	4,97%	15,00%	2,00%	15,30%	0,98%	15,45%	16,69%
92	VILLE D'AVRAY	13,76%	3,78%	14,28%	0,00%	14,28%	0,00%	14,28%	0,00%	14,28%	3,78%
92	MALAKOFF	14,00%	0,00%	14,00%	0,00%	14,00%	0,00%	14,00%	2,00%	14,28%	2,00%
92	SEVRES	13,26%	0,00%	13,26%	3,47%	13,72%	0,00%	13,72%	1,97%	13,99%	5,51%
92	FONTENAY AUX ROSES	12,42%	0,00%	12,42%	4,51%	12,98%	0,00%	12,98%	0,00%	12,98%	4,51%
92	VAUCRESSON	10,49%	0,95%	10,59%	5,00%	11,12%	0,99%	11,23%	0,98%	11,34%	8,10%
92	ISSY LES MOULINEAUX	11,09%	0,00%	11,09%	0,00%	11,09%	0,00%	11,09%	0,00%	11,09%	0,00%
92	NANTERRE	10,09%	0,00%	10,09%	3,96%	10,49%	2,00%	10,70%	2,99%	11,02%	9,22%
92	LA GARENNE	9,40%	1,91%	9,58%	13,36%	10,86%	0,00%	10,86%	1,47%	11,02%	17,23%
92	LEVALLOIS-PERRET	9,70%	0,00%	9,70%	0,00%	9,70%	8,97%	10,57%	1,04%	10,68%	10,10%

92	MEUDON	9,44%	4,87%	9,90%	5,15%	10,41%	0,00%	10,41%	0,00%	10,41%	10,28%
92	RUEIL MALMAISON	9,89%	0,00%	9,89%	0,00%	9,89%	0,00%	9,89%	0,00%	9,89%	0,00%
92	ST-CLOUD	8,27%	0,00%	8,27%	13,30%	9,37%	0,00%	9,37%	0,00%	9,37%	13,30%
92	MONTROUGE	7,77%	0,00%	7,77%	3,47%	8,04%	0,00%	8,04%	2,86%	8,27%	6,44%
92	PUTEAUX	7,27%	3,03%	7,49%	2,80%	7,70%	0,00%	7,70%	0,00%	7,70%	5,91%
92	BOULOGNE	6,42%	0,00%	6,42%	3,12%	6,62%	0,00%	6,62%	1,96%	6,75%	5,14%
92	NEUILLY S/SEINE	1,92%	3,13%	1,98%	4,55%	2,07%	4,35%	2,16%	4,17%	2,25%	17,19%
TRI SUR VARIATION TAUX 2005/2001											
92	COLOMBES	17,31%	29,98%	22,50%	0,00%	22,50%	0,00%	22,50%	0,00%	22,50%	29,98%
92	BOIS COLOMBES	13,30%	4,81%	13,94%	14,78%	16,00%	1,75%	16,28%	0,00%	16,28%	22,41%
92	LA GARENNE	9,40%	1,91%	9,58%	13,36%	10,86%	0,00%	10,86%	1,47%	11,02%	17,23%
92	NEUILLY S/SEINE	1,92%	3,13%	1,98%	4,55%	2,07%	4,35%	2,16%	4,17%	2,25%	17,19%
92	VILLENEUVE LA GARENNE	13,24%	7,93%	14,29%	4,97%	15,00%	2,00%	15,30%	0,98%	15,45%	16,69%
92	CLICHY	17,34%	0,00%	17,34%	5,48%	18,29%	3,94%	19,01%	4,89%	19,94%	14,99%
92	CHAVILLE	15,55%	7,97%	16,79%	2,50%	17,21%	3,02%	17,73%	0,00%	17,73%	14,02%
92	ST-CLOUD	8,27%	0,00%	8,27%	13,30%	9,37%	0,00%	9,37%	0,00%	9,37%	13,30%
92	SCEAUX	15,59%	0,00%	15,59%	0,00%	15,59%	9,88%	17,13%	2,86%	17,62%	13,02%
92	VANVES	16,00%	6,00%	16,96%	0,00%	16,96%	1,53%	17,22%	4,59%	18,01%	12,56%
92	MEUDON	9,44%	4,87%	9,90%	5,15%	10,41%	0,00%	10,41%	0,00%	10,41%	10,28%
92	CHATILLON	14,79%	6,02%	15,68%	2,17%	16,02%	1,50%	16,26%	0,18%	16,29%	10,14%
92	LEVALLOIS-PERRET	9,70%	0,00%	9,70%	0,00%	9,70%	8,97%	10,57%	1,04%	10,68%	10,10%
92	NANTERRE	10,09%	0,00%	10,09%	3,96%	10,49%	2,00%	10,70%	2,99%	11,02%	9,22%
92	VAUCRESSON	10,49%	0,95%	10,59%	5,00%	11,12%	0,99%	11,23%	0,98%	11,34%	8,10%
92	SURESNES	16,44%	0,00%	16,44%	3,71%	17,05%	0,94%	17,21%	1,74%	17,51%	6,51%
92	MONTROUGE	7,77%	0,00%	7,77%	3,47%	8,04%	0,00%	8,04%	2,86%	8,27%	6,44%
92	LE PLESSIS ROBINSON	17,88%	2,80%	18,38%	1,52%	18,66%	1,82%	19,00%	0,00%	19,00%	6,26%
92	PUTEAUX	7,27%	3,03%	7,49%	2,80%	7,70%	0,00%	7,70%	0,00%	7,70%	5,91%

92	SEVRES	13,26%	0,00%	13,26%	3,47%	13,72%	0,00%	13,72%	1,97%	13,99%	5,51%
92	BAGNEUX	20,18%	1,68%	20,52%	1,51%	20,83%	2,02%	21,25%	0,00%	21,25%	5,30%
92	BOULOGNE	6,42%	0,00%	6,42%	3,12%	6,62%	0,00%	6,62%	1,96%	6,75%	5,14%
92	FONTENAY AUX ROSES	12,42%	0,00%	12,42%	4,51%	12,98%	0,00%	12,98%	0,00%	12,98%	4,51%
92	VILLE D'AVRAY	13,76%	3,78%	14,28%	0,00%	14,28%	0,00%	14,28%	0,00%	14,28%	3,78%
92	CHATENAY MALABRY	16,26%	0,00%	16,26%	0,00%	16,26%	0,00%	16,26%	2,83%	16,72%	2,83%
92	MALAKOFF	14,00%	0,00%	14,00%	0,00%	14,00%	0,00%	14,00%	2,00%	14,28%	2,00%
92	ANTONY	16,91%	0,00%	16,91%	0,00%	16,91%	0,00%	16,91%	0,00%	16,91%	0,00%
92	ISSY LES MOULINEAUX	11,09%	0,00%	11,09%	0,00%	11,09%	0,00%	11,09%	0,00%	11,09%	0,00%
92	RUEIL MALMAISON	9,89%	0,00%	9,89%	0,00%	9,89%	0,00%	9,89%	0,00%	9,89%	0,00%

TRI SUR % AUGMENTATION MONTANT COTISATION 2005/2001

92	COLOMBES	31,45%	1,44%	1,42%	1,86%	37,74%
92	BOIS COLOMBES	5,81%	16,48%	3,37%	1,68%	29,54%
92	NEUILLY S/SEINE	4,92%	5,47%	5,93%	6,29%	24,59%
92	LA GARENNE	3,14%	14,72%	1,77%	3,04%	24,09%
92	VILLENEUVE LA GARENNE	9,06%	6,39%	3,60%	2,61%	23,35%
92	CLICHY	1,03%	7,07%	5,50%	6,75%	21,83%
92	CHAVILLE	9,00%	4,01%	4,76%	1,73%	20,82%
92	ST-CLOUD	1,05%	14,93%	1,51%	1,79%	20,00%
92	SCEAUX	1,04%	1,49%	11,54%	4,67%	19,72%
92	VANVES	7,13%	1,48%	3,02%	6,46%	19,23%
92	LE PLESSIS ROBINSON	3,82%	3,02%	7,32%	1,77%	16,81%
92	MEUDON	5,94%	6,68%	1,62%	1,59%	16,68%
92	CHATILLON	7,10%	3,62%	2,91%	1,98%	16,46%
92	LEVALLOIS-PERRET	0,87%	1,29%	10,59%	3,07%	16,45%
92	NANTERRE	0,98%	5,80%	3,65%	4,85%	16,10%

92	VAUCRESSON	1,96%	6,60%	2,52%	2,75%	14,50%
92	MONTRouGE	0,90%	5,10%	1,52%	4,78%	12,87%
92	SURESNES	1,01%	5,24%	2,45%	3,55%	12,78%
92	PUTEAUX	4,15%	4,27%	1,57%	1,72%	12,19%
92	SEVRES	1,10%	4,99%	1,55%	3,67%	11,75%
92	BAGNEUX	2,74%	3,03%	3,53%	1,82%	11,57%
92	BOULOGNE	1,00%	4,93%	1,41%	3,70%	11,45%
92	FONTENAY AUX ROSES	1,20%	5,93%	1,49%	1,84%	10,80%
92	VILLE D'AVRAY	4,82%	1,53%	1,51%	1,70%	9,86%
92	CHATENAY MALABRY	1,05%	1,51%	1,49%	4,67%	8,96%
92	MALAKOFF	1,06%	1,39%	1,71%	3,70%	8,07%
92	ANTONY	1,01%	1,54%	1,48%	1,80%	5,95%
92	RUEIL MALMAISON	0,87%	1,73%	1,28%	1,68%	5,68%

SEINE ST-DENIS

(22 communes)

%VAR %VAR %VAR %VAR %VAR

2001 2002/2001 2002 2003/2002 2003 2004/2003 2004 2005/2004 **2005** 2005/2001

**TRI SUR TAUX
2005**

93	VILLEPINTE	31,33%	0,00%	31,33%	0,00%	31,33%	0,00%	31,33%	0,00%	31,33%	0,00%
93	PIERREFITTE S/S.	24,69%	3,48%	25,55%	1,68%	25,98%	2,50%	26,63%	2,10%	27,19%	10,13%
93	ROMAINVILLE	28,24%	1,98%	28,80%	2,01%	29,38%	-19,47%	23,66%	1,82%	24,09%	-14,70%
93	EPINAY S/SEINE	22,72%	0,00%	22,72%	5,90%	24,06%	0,00%	24,06%	0,00%	24,06%	5,90%
93	BOBIGNY	21,19%	1,98%	21,61%	6,52%	23,02%	0,00%	23,02%	0,00%	23,02%	8,64%
93	LES LILAS	19,22%	7,49%	20,66%	8,52%	22,42%	0,00%	22,42%	0,00%	22,42%	16,65%
93	TREMBLAY EN F.	19,20%	0,00%	19,20%	3,54%	19,88%	0,00%	19,88%	9,86%	21,84%	13,75%
93	SEVRAN	20,32%	1,48%	20,62%	1,79%	20,99%	2,00%	21,41%	2,01%	21,84%	7,48%
93	PANTIN	19,80%	9,80%	21,74%	0,00%	21,74%	0,00%	21,74%	0,00%	21,74%	9,80%
93	DRANCY	20,79%	2,98%	21,41%	0,00%	21,41%	0,00%	21,41%	0,00%	21,41%	2,98%
93	LA COURNEUVE	20,14%	0,00%	20,14%	1,94%	20,53%	0,00%	20,53%	0,00%	20,53%	1,94%
93	GAGNY	20,79%	-0,43%	20,70%	-0,29%	20,64%	-0,29%	20,58%	-0,29%	20,52%	-1,30%
93	BONDY	19,88%	-0,10%	19,86%	0,00%	19,86%	0,00%	19,86%	0,00%	19,86%	-0,10%
93	BAGNOLET	17,98%	0,00%	17,98%	4,95%	18,87%	0,00%	18,87%	4,98%	19,81%	10,18%
93	ROSNY S/BOIS	18,38%	5,01%	19,30%	1,92%	19,67%	0,00%	19,67%	0,00%	19,67%	7,02%
93	PAVILLONS S/BOIS	17,73%	0,00%	17,73%	0,00%	17,73%	0,00%	17,73%	0,00%	17,73%	0,00%
93	LIVRY GARGAN	15,38%	0,00%	15,38%	5,66%	16,25%	0,00%	16,25%	0,00%	16,25%	5,66%
93	VILLEMOMBLE	15,82%	-1,01%	15,66%	0,00%	15,66%	0,00%	15,66%	0,00%	15,66%	-1,01%
93	NOISY LE GRAND	14,54%	0,00%	14,54%	3,03%	14,98%	2,47%	15,35%	0,98%	15,50%	6,60%
93	LE BOURGET	14,57%	0,00%	14,57%	0,00%	14,57%	2,95%	15,00%	0,00%	15,00%	2,95%
93	AULNAY S/BOIS	13,65%	0,00%	13,65%	5,49%	14,40%	0,00%	14,40%	0,00%	14,40%	5,49%
93	ST-OUEN	9,70%	2,99%	9,99%	0,00%	9,99%	0,00%	9,99%	6,01%	10,59%	9,18%

TRI SUR VARIATION TAUX 2005/2001

93	LES LILAS	19,22%	7,49%	20,66%	8,52%	22,42%	0,00%	22,42%	0,00%	22,42%	16,65%
93	TREMBLAY EN F.	19,20%	0,00%	19,20%	3,54%	19,88%	0,00%	19,88%	9,86%	21,84%	13,75%
93	BAGNOLET	17,98%	0,00%	17,98%	4,95%	18,87%	0,00%	18,87%	4,98%	19,81%	10,18%
93	PIERREFITTE S/S.	24,69%	3,48%	25,55%	1,68%	25,98%	2,50%	26,63%	2,10%	27,19%	10,13%
93	PANTIN	19,80%	9,80%	21,74%	0,00%	21,74%	0,00%	21,74%	0,00%	21,74%	9,80%
93	ST-OUEN	9,70%	2,99%	9,99%	0,00%	9,99%	0,00%	9,99%	6,01%	10,59%	9,18%
93	BOBIGNY	21,19%	1,98%	21,61%	6,52%	23,02%	0,00%	23,02%	0,00%	23,02%	8,64%
93	SEVRAN	20,32%	1,48%	20,62%	1,79%	20,99%	2,00%	21,41%	2,01%	21,84%	7,48%
93	ROSNY S/BOIS	18,38%	5,01%	19,30%	1,92%	19,67%	0,00%	19,67%	0,00%	19,67%	7,02%
93	NOISY LE GRAND	14,54%	0,00%	14,54%	3,03%	14,98%	2,47%	15,35%	0,98%	15,50%	6,60%
93	EPINAY S/SEINE	22,72%	0,00%	22,72%	5,90%	24,06%	0,00%	24,06%	0,00%	24,06%	5,90%
93	LIVRY GARGAN	15,38%	0,00%	15,38%	5,66%	16,25%	0,00%	16,25%	0,00%	16,25%	5,66%
93	AULNAY S/BOIS	13,65%	0,00%	13,65%	5,49%	14,40%	0,00%	14,40%	0,00%	14,40%	5,49%
93	DRANCY	20,79%	2,98%	21,41%	0,00%	21,41%	0,00%	21,41%	0,00%	21,41%	2,98%
93	LE BOURGET	14,57%	0,00%	14,57%	0,00%	14,57%	2,95%	15,00%	0,00%	15,00%	2,95%
93	LA COURNEUVE	20,14%	0,00%	20,14%	1,94%	20,53%	0,00%	20,53%	0,00%	20,53%	1,94%
93	VILLEPINTE	31,33%	0,00%	31,33%	0,00%	31,33%	0,00%	31,33%	0,00%	31,33%	0,00%
93	PAVILLONS S/BOIS	17,73%	0,00%	17,73%	0,00%	17,73%	0,00%	17,73%	0,00%	17,73%	0,00%
93	BONDY	19,88%	-0,10%	19,86%	0,00%	19,86%	0,00%	19,86%	0,00%	19,86%	-0,10%
93	VILLEMOMBLE	15,82%	-1,01%	15,66%	0,00%	15,66%	0,00%	15,66%	0,00%	15,66%	-1,01%
93	GAGNY	20,79%	-0,43%	20,70%	-0,29%	20,64%	-0,29%	20,58%	-0,29%	20,52%	-1,30%
93	ROMAINVILLE	28,24%	1,98%	28,80%	2,01%	29,38%	-19,47%	23,66%	1,82%	24,09%	-14,70%

TRI SUR % AUGMENTATION MONTANT COTISATION 2005/2001

93	TREMBLAY EN F.	1,20%	5,14%	1,50%	20,93%	30,60%
93	LES LILAS	8,82%	10,36%	1,22%	2,02%	24,02%
93	VILLEMOMBLE	12,27%	1,43%	1,64%	1,84%	17,87%
93	PIERREFITTE S/S.	4,63%	3,21%	4,14%	3,84%	16,77%
93	BAGNOLET	-11,33%	6,53%	15,68%	6,82%	16,72%
93	PANTIN	10,90%	1,49%	1,47%	1,89%	16,37%
93	ST-OUEN	4,17%	1,54%	1,52%	7,76%	15,71%
93	BOBIGNY	3,09%	8,06%	1,61%	1,73%	15,15%
93	SEVRAN	2,47%	3,38%	3,50%	3,83%	13,83%
93	ROSNY S/BOIS	6,33%	3,33%	1,61%	1,59%	13,42%
93	NOISY LE GRAND	1,01%	4,51%	4,08%	2,76%	12,92%
93	EPINAY S/SEINE	1,01%	7,50%	1,50%	1,82%	12,22%
93	LIVRY GARGAN	1,01%	7,17%	1,47%	1,85%	11,88%
93	AULNAY S/BOIS	0,74%	7,35%	1,37%	2,03%	11,85%
93	DRANCY	4,09%	1,50%	1,48%	1,80%	9,15%
93	LE BOURGET	0,90%	1,49%	4,71%	1,69%	9,04%
93	LA COURNEUVE	1,09%	3,50%	1,30%	1,80%	7,90%
93	PAVILLONS S/BOIS	1,09%	1,62%	1,60%	1,57%	6,01%
93	VILLEPINTE	0,98%	1,51%	1,51%	1,74%	5,86%
93	BONDY	0,83%	1,64%	1,34%	1,86%	5,79%
93	GAGNY	0,45%	1,33%	1,31%	1,30%	4,46%
93	ROMAINVILLE	3,14%	3,46%	-18,18%	3,59%	-9,56%

VAL DE MARNE

(20 communes)

%VAR

%VAR

%VAR

%VAR

%VAR

2001 2002/2001 2002 2003/2002 2003 2004/2003 2004 2005/2004 2005 2005/2001

TRI SUR TAUX 2005

94	IVRY S/SEINE	27,38%	1,50%	27,79%	1,51%	28,21%	1,49%	28,63%	1,01%	28,92%	5,62%
94	GENTILLY	24,84%	4,95%	26,07%	0,50%	26,20%	0,50%	26,33%	0,61%	26,49%	6,64%
94	VILLEJUIF	21,64%	4,02%	22,51%	0,00%	22,51%	1,51%	22,85%	2,19%	23,35%	7,90%
94	CRETEIL	20,37%	0,98%	20,57%	1,99%	20,98%	2,00%	21,40%	2,99%	22,04%	8,20%
94	NOGENT S/MARNE	15,30%	16,99%	17,90%	0,00%	17,90%	24,92%	22,36%	-2,01%	21,91%	43,20%
94	ARCUEIL	19,75%	4,51%	20,64%	1,02%	20,85%	0,48%	20,95%	0,00%	20,95%	6,08%
94	L'HAY LES ROSES	17,68%	4,92%	18,55%	4,80%	19,44%	4,89%	20,39%	1,91%	20,78%	17,53%
94	LIMEIL BREVANNES	22,29%	-4,98%	21,18%	-1,98%	20,76%	0,00%	20,76%	0,00%	20,76%	-6,86%
94	CACHAN	19,34%	3,00%	19,92%	0,00%	19,92%	2,01%	20,32%	1,82%	20,69%	6,98%
94	LE KREMLIN BICETRE	15,67%	5,68%	16,56%	1,81%	16,86%	1,78%	17,16%	13,69%	19,51%	24,51%
94	LE PERREUX S/MARNE	17,96%	3,01%	18,50%	3,03%	19,06%	1,00%	19,25%	0,99%	19,44%	8,24%
94	SUCY EN BRIE	17,53%	1,88%	17,86%	1,01%	18,04%	1,77%	18,36%	3,70%	19,04%	8,61%
94	VITRY S/S.	17,64%	0,00%	17,64%	0,00%	17,64%	0,00%	17,64%	0,00%	17,64%	0,00%
94	LE PLESSIS TREVISE	15,53%	0,00%	15,53%	0,00%	15,53%	0,00%	15,53%	6,25%	16,50%	6,25%
94	VINCENNES	14,12%	5,03%	14,83%	3,98%	15,42%	2,98%	15,88%	3,02%	16,36%	15,86%
94	ST-MAURICE	16,52%	0,00%	16,52%	0,00%	16,52%	-6,66%	15,42%	0,00%	15,42%	-6,66%
94	FONTENAY S/BOIS	13,65%	1,98%	13,92%	1,51%	14,13%	6,09%	14,99%	-2,94%	14,55%	6,59%
94	CHARENTON ST-MAUR DES FOSSES	13,60%	2,06%	13,88%	0,00%	13,88%	-1,01%	13,74%	0,00%	13,74%	1,03%
94	MAISONS ALFORT	11,54%	0,00%	11,54%	0,00%	11,54%	0,00%	11,54%	2,51%	11,83%	2,51%
94	MAISONS ALFORT	10,27%	0,00%	10,27%	15,00%	11,81%	0,00%	11,81%	0,00%	11,81%	15,00%

TRI SUR VARIATION TAUX 2005/2001

94	NOGENT S/MARNE	15,30%	16,99%	17,90%	0,00%	17,90%	24,92%	22,36%	-2,01%	21,91%	43,20%
94	LE KREMLIN BICETRE	15,67%	5,68%	16,56%	1,81%	16,86%	1,78%	17,16%	13,69%	19,51%	24,51%
94	L'HAY LES ROSES	17,68%	4,92%	18,55%	4,80%	19,44%	4,89%	20,39%	1,91%	20,78%	17,53%
94	VINCENNES	14,12%	5,03%	14,83%	3,98%	15,42%	2,98%	15,88%	3,02%	16,36%	15,86%
94	MAISONS ALFORT	10,27%	0,00%	10,27%	15,00%	11,81%	0,00%	11,81%	0,00%	11,81%	15,00%
94	SUCY EN BRIE	17,53%	1,88%	17,86%	1,01%	18,04%	1,77%	18,36%	3,70%	19,04%	8,61%
94	LE PERREUX S/MARNE	17,96%	3,01%	18,50%	3,03%	19,06%	1,00%	19,25%	0,99%	19,44%	8,24%
94	CRETEIL	20,37%	0,98%	20,57%	1,99%	20,98%	2,00%	21,40%	2,99%	22,04%	8,20%
94	VILLEJUIF	21,64%	4,02%	22,51%	0,00%	22,51%	1,51%	22,85%	2,19%	23,35%	7,90%
94	CACHAN	19,34%	3,00%	19,92%	0,00%	19,92%	2,01%	20,32%	1,82%	20,69%	6,98%
94	GENTILLY	24,84%	4,95%	26,07%	0,50%	26,20%	0,50%	26,33%	0,61%	26,49%	6,64%
94	FONTENAY S/BOIS	13,65%	1,98%	13,92%	1,51%	14,13%	6,09%	14,99%	-2,94%	14,55%	6,59%
94	LE PLESSIS TREVISE	15,53%	0,00%	15,53%	0,00%	15,53%	0,00%	15,53%	6,25%	16,50%	6,25%
94	ARCUEIL	19,75%	4,51%	20,64%	1,02%	20,85%	0,48%	20,95%	0,00%	20,95%	6,08%
94	IVRY S/SEINE	27,38%	1,50%	27,79%	1,51%	28,21%	1,49%	28,63%	1,01%	28,92%	5,62%
94	ST-MAUR DES FOSSES	11,54%	0,00%	11,54%	0,00%	11,54%	0,00%	11,54%	2,51%	11,83%	2,51%
94	CHARENTON	13,60%	2,06%	13,88%	0,00%	13,88%	-1,01%	13,74%	0,00%	13,74%	1,03%
94	VITRY S/S.	17,64%	0,00%	17,64%	0,00%	17,64%	0,00%	17,64%	0,00%	17,64%	0,00%
94	ST-MAURICE	16,52%	0,00%	16,52%	0,00%	16,52%	-6,66%	15,42%	0,00%	15,42%	-6,66%
94	LIMEIL BREVANNES	22,29%	-4,98%	21,18%	-1,98%	20,76%	0,00%	20,76%	0,00%	20,76%	-6,86%

TRI SUR % AUGMENTATION MONTANT COTISATION 2005/2001

94	LE KREMLIN BICETRE	6,93%	3,11%	3,52%	15,53%	31,86%
94	NOGENT S/MARNE	18,22%	1,46%	26,86%	-0,30%	28,33%
94	L'HAY LES ROSES	6,00%	7,78%	6,46%	3,69%	26,12%
94	VINCENNES	6,21%	5,26%	4,44%	4,79%	22,36%
94	MAISONS ALFORT	1,13%	16,42%	1,60%	1,58%	21,51%
94	FRESNES	5,79%	4,52%	3,64%	3,74%	18,90%
94	VILLEJUIF	3,04%	3,52%	3,07%	3,99%	18,47%
94	SUCY EN BRIE	2,92%	2,47%	3,48%	5,42%	15,05%
94	CRETEIL	2,08%	3,47%	3,75%	4,75%	14,80%
94	LE PERREUX S/MARNE	4,11%	4,54%	2,64%	2,76%	14,79%
94	CACHAN		1,53%	3,46%	7,85%	13,36%
94	GENTILLY	6,03%	1,99%	2,00%	2,43%	12,98%
94	LE PLESSIS TREVISE	1,07%	1,46%	1,56%	8,09%	12,57%
94	ARCUEIL	5,51%	2,61%	1,91%	1,87%	12,40%
94	IVRY S/SEINE	2,79%	3,01%	2,92%	2,84%	12,08%
94	FONTENAY S/BOIS	3,01%	3,01%	9,65%	-4,68%	10,90%
94	ST-MAUR DES FOSES	0,96%	1,59%	1,25%	4,32%	8,33%
94	VITRY S/S.	1,13%	1,47%	1,49%	3,67%	7,97%
94	CHARENTON	2,76%	1,79%	0,44%	1,75%	6,91%
94	ST-MAURICE	1,10%	1,30%	-5,14%	1,81%	-1,10%
94	LIMEIL BREVANNES	-3,94%	-0,48%	1,46%	1,91%	-1,16%

VAL D'OISE

(14 communes)

%VAR

%VAR

%VAR

%VAR

%VAR

2001

2002/2001

2002

2003/2002

2003

2004/2003

2004

2005/2004

2005

2005/2001

TRI SUR TAUX 2005

95	PONTOISE	24,89%	0,00%	24,89%	0,00%	24,89%	0,00%	24,89%	0,00%	24,89%	0,00%
95	ARNOUVILLE LES G.	19,68%	1,98%	20,07%	1,00%	20,27%	0,99%	20,47%	0,98%	20,67%	5,03%
95	MONTMORENCY	17,11%	5,03%	17,97%	3,51%	18,60%	1,51%	18,88%	2,01%	19,26%	12,57%
95	ARGENTEUIL	19,15%	0,00%	19,15%	0,00%	19,15%	0,00%	19,15%	0,00%	19,15%	0,00%
95	SARCELLES	18,80%	0,00%	18,80%	0,00%	18,80%	0,00%	18,80%	0,00%	18,80%	0,00%
95	EAUBONNE	17,03%	2,52%	17,46%	4,98%	18,33%	0,00%	18,33%	2,51%	18,79%	10,33%
95	GOUSSAINVILLE	18,42%	0,00%	18,42%	0,00%	18,42%	0,00%	18,42%	0,00%	18,42%	0,00%
95	DEUIL LA BARRE	15,72%	4,96%	16,50%	4,18%	17,19%	0,00%	17,19%	0,00%	17,19%	9,35%
95	TAVERNY	16,88%	0,00%	16,88%	0,00%	16,88%	0,00%	16,88%	0,00%	16,88%	0,00%
95	L'ISLE ADAM	16,00%	2,50%	16,40%	2,50%	16,81%	-0,12%	16,79%	0,00%	16,79%	4,94%
95	FRANCONVILLE	16,74%	0,00%	16,74%	0,00%	16,74%	0,00%	16,74%	0,00%	16,74%	0,00%
95	ERMONT	14,78%	3,99%	15,37%	3,97%	15,98%	2,00%	16,30%	2,02%	16,63%	12,52%
	SOISY										
95	S/MONTMORENCY	12,65%	17,39%	14,85%	-8,35%	13,61%	0,00%	13,61%	0,29%	13,65%	7,91%
95	GARCHES	12,35%	1,21%	12,50%	8,00%	13,50%	0,00%	13,50%	1,04%	13,64%	10,45%

TRI SUR VARIATION TAUX 2005/2001

95	MONTMORENCY	17,11%	5,03%	17,97%	3,51%	18,60%	1,51%	18,88%	2,01%	19,26%	12,57%
95	ERMONT	14,78%	3,99%	15,37%	3,97%	15,98%	2,00%	16,30%	2,02%	16,63%	12,52%
95	GARCHES	12,35%	1,21%	12,50%	8,00%	13,50%	0,00%	13,50%	1,04%	13,64%	10,45%
95	EAUBONNE	17,03%	2,52%	17,46%	4,98%	18,33%	0,00%	18,33%	2,51%	18,79%	10,33%
95	DEUIL LA BARRE	15,72%	4,96%	16,50%	4,18%	17,19%	0,00%	17,19%	0,00%	17,19%	9,35%
	SOISY										
95	S/MONTMORENCY	12,65%	17,39%	14,85%	-8,35%	13,61%	0,00%	13,61%	0,29%	13,65%	7,91%

95	ARNOUVILLE LES G.	19,68%	1,98%	20,07%	1,00%	20,27%	0,99%	20,47%	0,98%	20,67%	5,03%
95	L'ISLE ADAM	16,00%	2,50%	16,40%	2,50%	16,81%	-0,12%	16,79%	0,00%	16,79%	4,94%
95	PONTOISE	24,89%	0,00%	24,89%	0,00%	24,89%	0,00%	24,89%	0,00%	24,89%	0,00%
95	ARGENTEUIL	19,15%	0,00%	19,15%	0,00%	19,15%	0,00%	19,15%	0,00%	19,15%	0,00%
95	SARCELLES	18,80%	0,00%	18,80%	0,00%	18,80%	0,00%	18,80%	0,00%	18,80%	0,00%
95	GOUSSAINVILLE	18,42%	0,00%	18,42%	0,00%	18,42%	0,00%	18,42%	0,00%	18,42%	0,00%
95	TAVERNY	16,88%	0,00%	16,88%	0,00%	16,88%	0,00%	16,88%	0,00%	16,88%	0,00%
95	FRANCONVILLE	16,74%	0,00%	16,74%	0,00%	16,74%	0,00%	16,74%	0,00%	16,74%	0,00%

TRI SUR % AUGMENTATION MONTANT COTISATION 2005/2001

95	ERMONT	5,15%		5,51%		3,48%		3,93%		19,32%
95	MONTMORENCY	6,02%		5,23%		3,02%		3,77%		19,28%
95	GARCHES	2,11%		9,69%		1,50%		2,78%		16,84%
95	EAUBONNE	3,53%		6,41%		1,51%		4,45%		16,81%
95	DEUIL LA BARRE	6,00%		5,66%		1,61%		1,69%		15,73%
95	SOISY S/MONTMORENCY	18,80%		-6,96%		1,36%		2,35%		14,66%
95	ARNOUVILLE LES G.	3,11%		2,48%		2,59%		2,69%		11,32%
95	L'ISLE ADAM	3,55%		4,00%		1,47%		1,81%		11,24%
95	TAVERNY	1,03%		1,53%		1,51%		1,82%		6,02%
95	FRANCONVILLE	1,20%		1,49%		1,47%		1,73%		6,02%
95	GOUSSAINVILLE	1,09%		1,49%		1,53%		1,77%		6,01%
95	PONTOISE	1,19%		1,41%		1,62%		1,59%		5,94%
95	SARCELLES	1,01%		1,46%		1,50%		1,82%		5,92%
95	ARGENTEUIL	1,12%		1,39%		1,64%		1,61%		5,88%

DEPARTEMENTS		%VAR		%VAR		%VAR		%VAR		%VAR		%VAR
	2001	2002/2001	2002	2003/2002	2003	2004/2003	2004	2005/2004	2005	2006/2005	2006	2006/2001
TRI SUR TAUX 2005												
77	9,08%	9,47%	9,94%	0,00%	9,94%	0,00%	9,94%	0,00%	9,94%	10,46%	10,98%	20,93%
93	7,19%	2,78%	7,39%	3,11%	7,62%	0,00%	7,62%	8,01%	8,23%	9,48%	9,01%	25,31%
91	7,67%	1,96%	7,82%	0,00%	7,82%	0,00%	7,82%	0,00%	7,82%	14,71%	8,97%	16,95%
94	7,30%	2,05%	7,45%	0,00%	7,45%	0,00%	7,45%	2,01%	7,60%	4,47%	7,94%	8,77%
95	6,65%	0,00%	6,65%	0,00%	6,65%	0,00%	6,65%	0,00%	6,65%	0,00%	6,65%	0,00%
92	4,64%	0,00%	4,64%	1,08%	4,69%	1,07%	4,74%	0,00%	4,74%	0,00%	4,74%	2,16%
78	4,50%	1,11%	4,55%	1,10%	4,60%	0,00%	4,60%	0,00%	4,60%	0,00%	4,60%	2,22%
TRI SUR VARIATION TAUX 2006/2001												
93	7,19%	2,78%	7,39%	3,11%	7,62%	0,00%	7,62%	8,01%	8,23%	8,01%	9,01%	25,31%
77	9,08%	9,47%	9,94%	0,00%	9,94%	0,00%	9,94%	0,00%	9,94%	0,00%	10,98%	20,93%
91	7,67%	1,96%	7,82%	0,00%	7,82%	0,00%	7,82%	0,00%	7,82%	0,00%	8,97%	16,95%
94	7,30%	2,05%	7,45%	0,00%	7,45%	0,00%	7,45%	2,01%	7,60%	2,01%	7,94%	8,77%
78	4,50%	1,11%	4,55%	1,10%	4,60%	0,00%	4,60%	0,00%	4,60%	0,00%	4,60%	2,22%
92	4,64%	0,00%	4,64%	1,08%	4,69%	1,07%	4,74%	0,00%	4,74%	0,00%	4,74%	2,16%
95	6,65%	0,00%	6,65%	0,00%	6,65%	0,00%	6,65%	0,00%	6,65%	0,00%	6,65%	0,00%
REGION IDF	TAUX	0,867%	0,867%	0,00%	0,867%	0,00%	0,867%	23,41%	1,070%	18,69%	1,27%	46,48%
	COTISATION	0,00%	0,00%	0,00%	0,00%	0,00%	0,00%	33,33%	16,67%	14	55,56%	

132 COMMUNES 2001 %VAR 2002 %VAR 2003 %VAR 2004 %VAR 2005 %VAR

TRI SUR TAUX 2005

93	VILLEPINTE	31,33%	0,00%	31,33%	0,00%	31,33%	0,00%	31,33%	0,00%	31,33%	0,00%
94	IVRY S/SEINE	27,38%	1,50%	27,79%	1,51%	28,21%	1,49%	28,63%	1,01%	28,92%	5,62%
77	NEMOURS	28,87%	0,00%	28,87%	0,00%	28,87%	0,00%	28,87%	0,00%	28,87%	0,00%
93	PIERREFITTE S/S.	24,69%	3,48%	25,55%	1,68%	25,98%	2,50%	26,63%	2,10%	27,19%	10,13%
91	JUVISY S/ORGE	26,63%	0,00%	26,63%	0,00%	26,63%	0,00%	26,63%	0,00%	26,63%	0,00%
94	GENTILLY	24,84%	4,95%	26,07%	0,50%	26,20%	0,50%	26,33%	0,61%	26,49%	6,64%
91	IGNY	23,34%	0,00%	23,34%	9,00%	25,44%	0,00%	25,44%	0,00%	25,44%	9,00%
77	VILLEPARISIS	26,63%	0,00%	26,63%	-5,67%	25,12%	0,00%	25,12%	0,00%	25,12%	-5,67%
91	ETAMPES	23,22%	0,00%	23,22%	8,01%	25,08%	0,00%	25,08%	0,00%	25,08%	8,01%
95	PONTOISE	24,89%	0,00%	24,89%	0,00%	24,89%	0,00%	24,89%	0,00%	24,89%	0,00%
91	COMBS LA VILLE	24,63%	0,00%	24,63%	0,00%	24,63%	0,00%	24,63%	0,00%	24,63%	0,00%
93	ROMAINVILLE	28,24%	1,98%	28,80%	2,01%	29,38%	-19,47%	23,66%	1,82%	24,09%	-14,70%
93	EPINAY S/SEINE	22,72%	0,00%	22,72%	5,90%	24,06%	0,00%	24,06%	0,00%	24,06%	5,90%
94	VILLEJUIF	21,64%	4,02%	22,51%	0,00%	22,51%	1,51%	22,85%	2,19%	23,35%	7,90%
93	BOBIGNY	21,19%	1,98%	21,61%	6,52%	23,02%	0,00%	23,02%	0,00%	23,02%	8,64%
92	COLOMBES	17,31%	29,98%	22,50%	0,00%	22,50%	0,00%	22,50%	0,00%	22,50%	29,98%
93	LES LILAS	19,22%	7,49%	20,66%	8,52%	22,42%	0,00%	22,42%	0,00%	22,42%	16,65%
77	MITRY MORY	21,97%	0,00%	21,97%	2,00%	22,41%	0,00%	22,41%	0,00%	22,41%	2,00%
91	BURES S/YVETTE	20,54%	0,00%	20,54%	6,18%	21,81%	0,00%	21,81%	2,48%	22,35%	8,81%
77	FONTAINEBLEAU	21,43%	0,00%	21,43%	0,98%	21,64%	0,83%	21,82%	1,19%	22,08%	3,03%
94	CRETEIL	20,37%	0,98%	20,57%	1,99%	20,98%	2,00%	21,40%	2,99%	22,04%	8,20%
94	NOGENT S/MARNE	15,30%	16,99%	17,90%	0,00%	17,90%	24,92%	22,36%	-2,01%	21,91%	43,20%
93	TREMBLAY EN F.	19,20%	0,00%	19,20%	3,54%	19,88%	0,00%	19,88%	9,86%	21,84%	13,75%
93	SEVRAN	20,32%	1,48%	20,62%	1,79%	20,99%	2,00%	21,41%	2,01%	21,84%	7,48%

93	PANTIN	19,80%	9,80%	21,74%	0,00%	21,74%	0,00%	21,74%	0,00%	21,74%	9,80%
91	RIS ORANGIS	21,47%	0,00%	21,47%	0,00%	21,47%	0,00%	21,47%	0,00%	21,47%	0,00%
93	DRANCY	20,79%	2,98%	21,41%	0,00%	21,41%	0,00%	21,41%	0,00%	21,41%	2,98%
78	LES MUREAUX	21,81%	-1,51%	21,48%	-0,98%	21,27%	0,00%	21,27%	0,00%	21,27%	-2,48%
92	BAGNEUX	20,18%	1,68%	20,52%	1,51%	20,83%	2,02%	21,25%	0,00%	21,25%	5,30%
78	CARRIERES S/S.	18,14%	16,98%	21,22%	0,00%	21,22%	0,00%	21,22%	0,00%	21,22%	16,98%
91	MONTGERON	19,98%	5,61%	21,10%	0,00%	21,10%	0,00%	21,10%	0,00%	21,10%	5,61%
91	ORSAY	16,79%	9,35%	18,36%	6,97%	19,64%	6,98%	21,01%	0,00%	21,01%	25,13%
94	ARCUEIL	19,75%	4,51%	20,64%	1,02%	20,85%	0,48%	20,95%	0,00%	20,95%	6,08%
94	L'HAY LES ROSES	17,68%	4,92%	18,55%	4,80%	19,44%	4,89%	20,39%	1,91%	20,78%	17,53%
94	LIMEIL BREVANNES	22,29%	-4,98%	21,18%	-1,98%	20,76%	0,00%	20,76%	0,00%	20,76%	-6,86%
94	CACHAN	19,34%	3,00%	19,92%	0,00%	19,92%	2,01%	20,32%	1,82%	20,69%	6,98%
95	ARNOUVILLE LES G.	19,68%	1,98%	20,07%	1,00%	20,27%	0,99%	20,47%	0,98%	20,67%	5,03%
93	LA COURNEUVE	20,14%	0,00%	20,14%	1,94%	20,53%	0,00%	20,53%	0,00%	20,53%	1,94%
93	GAGNY	20,79%	-0,43%	20,70%	-0,29%	20,64%	-0,29%	20,58%	-0,29%	20,52%	-1,30%
92	CLICHY	17,34%	0,00%	17,34%	5,48%	18,29%	3,94%	19,01%	4,89%	19,94%	14,99%
93	BONDY	19,88%	-0,10%	19,86%	0,00%	19,86%	0,00%	19,86%	0,00%	19,86%	-0,10%
93	BAGNOLET	17,98%	0,00%	17,98%	4,95%	18,87%	0,00%	18,87%	4,98%	19,81%	10,18%
93	ROSNY S/BOIS	18,38%	5,01%	19,30%	1,92%	19,67%	0,00%	19,67%	0,00%	19,67%	7,02%
94	LE KREMLIN BICETRE	15,67%	5,68%	16,56%	1,81%	16,86%	1,78%	17,16%	13,69%	19,51%	24,51%
94	LE PERREUX S/MARNE	17,96%	3,01%	18,50%	3,03%	19,06%	1,00%	19,25%	0,99%	19,44%	8,24%
78	HOUILLES	17,34%	0,00%	17,34%	3,40%	17,93%	7,86%	19,34%	0,00%	19,34%	11,53%
78	MANTES LA JOLIE	19,34%	0,00%	19,34%	0,00%	19,34%	0,00%	19,34%	0,00%	19,34%	0,00%
95	MONTMORENCY	17,11%	5,03%	17,97%	3,51%	18,60%	1,51%	18,88%	2,01%	19,26%	12,57%
95	ARGENTEUIL	19,15%	0,00%	19,15%	0,00%	19,15%	0,00%	19,15%	0,00%	19,15%	0,00%
78	MONTIGNY LE B.	17,49%	4,97%	18,36%	1,53%	18,64%	1,50%	18,92%	1,00%	19,11%	9,26%
94	SUCY EN BRIE	17,53%	1,88%	17,86%	1,01%	18,04%	1,77%	18,36%	3,70%	19,04%	8,61%
92	LE PLESSIS ROBINSON	17,88%	2,80%	18,38%	1,52%	18,66%	1,82%	19,00%	0,00%	19,00%	6,26%
95	SARCELLES	18,80%	0,00%	18,80%	0,00%	18,80%	0,00%	18,80%	0,00%	18,80%	0,00%

95	EAUBONNE	17,03%	2,52%	17,46%	4,98%	18,33%	0,00%	18,33%	2,51%	18,79%	10,33%
95	GOUSSAINVILLE	18,42%	0,00%	18,42%	0,00%	18,42%	0,00%	18,42%	0,00%	18,42%	0,00%
91	BRETIGNY S/ORGE	17,37%	0,00%	17,37%	0,00%	17,37%	0,00%	17,37%	5,93%	18,40%	5,93%
78	VIROFLAY	14,69%	3,47%	15,20%	16,58%	17,72%	1,02%	17,90%	2,01%	18,26%	24,30%
91	EVRY	18,19%	0,00%	18,19%	0,00%	18,19%	0,00%	18,19%	0,00%	18,19%	0,00%
91	LONGJUMEAU	15,61%	0,00%	15,61%	16,02%	18,11%	0,00%	18,11%	0,00%	18,11%	16,02%
92	VANVES	16,00%	6,00%	16,96%	0,00%	16,96%	1,53%	17,22%	4,59%	18,01%	12,56%
92	CHAVILLE	15,55%	7,97%	16,79%	2,50%	17,21%	3,02%	17,73%	0,00%	17,73%	14,02%
93	PAVILLONS S/BOIS	17,73%	0,00%	17,73%	0,00%	17,73%	0,00%	17,73%	0,00%	17,73%	0,00%
91	PALaiseau	17,17%	0,00%	17,17%	3,20%	17,72%	0,00%	17,72%	0,00%	17,72%	3,20%
94	VITRY S/S.	17,64%	0,00%	17,64%	0,00%	17,64%	0,00%	17,64%	0,00%	17,64%	0,00%
92	SCEAUX	15,59%	0,00%	15,59%	0,00%	15,59%	9,88%	17,13%	2,86%	17,62%	13,02%
92	SURESNES	16,44%	0,00%	16,44%	3,71%	17,05%	0,94%	17,21%	1,74%	17,51%	6,51%
78	ANDRESY	16,67%	3,00%	17,17%	0,00%	17,17%	0,00%	17,17%	1,40%	17,41%	4,44%
95	DEUIL LA BARRE	15,72%	4,96%	16,50%	4,18%	17,19%	0,00%	17,19%	0,00%	17,19%	9,35%
92	ANTONY	16,91%	0,00%	16,91%	0,00%	16,91%	0,00%	16,91%	0,00%	16,91%	0,00%
95	TAVERNY	16,88%	0,00%	16,88%	0,00%	16,88%	0,00%	16,88%	0,00%	16,88%	0,00%
91	LES ULIS	16,44%	0,49%	16,52%	1,57%	16,78%	0,18%	16,81%	0,00%	16,81%	2,25%
95	L'ISLE ADAM	16,00%	2,50%	16,40%	2,50%	16,81%	-0,12%	16,79%	0,00%	16,79%	4,94%
95	FRANCONVILLE	16,74%	0,00%	16,74%	0,00%	16,74%	0,00%	16,74%	0,00%	16,74%	0,00%
92	CHATENAY MALABRY	16,26%	0,00%	16,26%	0,00%	16,26%	0,00%	16,26%	2,83%	16,72%	2,83%
78	PLAISIR	16,64%	0,00%	16,64%	0,00%	16,64%	0,00%	16,64%	0,00%	16,64%	0,00%
95	ERMONT	14,78%	3,99%	15,37%	3,97%	15,98%	2,00%	16,30%	2,02%	16,63%	12,52%
91	GIF S/YVETTE	15,57%	1,48%	15,80%	4,94%	16,58%	0,00%	16,58%	0,00%	16,58%	6,49%
94	LE PLESSIS TREVISE	15,53%	0,00%	15,53%	0,00%	15,53%	0,00%	15,53%	6,25%	16,50%	6,25%
78	TRIEL S/SEINE	13,37%	0,00%	13,37%	0,00%	13,37%	22,51%	16,38%	0,49%	16,46%	23,11%
94	VINCENNES	14,12%	5,03%	14,83%	3,98%	15,42%	2,98%	15,88%	3,02%	16,36%	15,86%
92	CHATILLON	14,79%	6,02%	15,68%	2,17%	16,02%	1,50%	16,26%	0,18%	16,29%	10,14%
92	BOIS COLOMBES	13,30%	4,81%	13,94%	14,78%	16,00%	1,75%	16,28%	0,00%	16,28%	22,41%

93	LIVRY GARGAN	15,38%	0,00%	15,38%	5,66%	16,25%	0,00%	16,25%	0,00%	16,25%	5,66%
93	VILLEMOMBLE	15,82%	-1,01%	15,66%	0,00%	15,66%	0,00%	15,66%	0,00%	15,66%	-1,01%
93	NOISY LE GRAND	14,54%	0,00%	14,54%	3,03%	14,98%	2,47%	15,35%	0,98%	15,50%	6,60%
92	VILLENEUVE LA GARENNE	13,24%	7,93%	14,29%	4,97%	15,00%	2,00%	15,30%	0,98%	15,45%	16,69%
94	ST-MAURICE	16,52%	0,00%	16,52%	0,00%	16,52%	-6,66%	15,42%	0,00%	15,42%	-6,66%
78	POISSY	14,65%	0,00%	14,65%	0,00%	14,65%	0,00%	14,65%	4,03%	15,24%	4,03%
91	EPINAY S/ORGE	14,37%	2,02%	14,66%	0,00%	14,66%	0,00%	14,66%	3,00%	15,10%	5,08%
93	LE BOURGET	14,57%	0,00%	14,57%	0,00%	14,57%	2,95%	15,00%	0,00%	15,00%	2,95%
91	SAVIGNY S/ORGE	14,74%	1,22%	14,92%	0,00%	14,92%	0,00%	14,92%	0,00%	14,92%	1,22%
94	FONTENAY S/BOIS	13,65%	1,98%	13,92%	1,51%	14,13%	6,09%	14,99%	-2,94%	14,55%	6,59%
91	VILLEBON S/YVETTE	14,11%	0,00%	14,11%	0,00%	14,11%	2,48%	14,46%	0,00%	14,46%	2,48%
78	CONFLANS STE H.	14,45%	0,00%	14,45%	0,00%	14,45%	0,00%	14,45%	0,00%	14,45%	0,00%
93	AULNAY S/BOIS	13,65%	0,00%	13,65%	5,49%	14,40%	0,00%	14,40%	0,00%	14,40%	5,49%
92	VILLE D'AVRAY	13,76%	3,78%	14,28%	0,00%	14,28%	0,00%	14,28%	0,00%	14,28%	3,78%
92	MALAKOFF	14,00%	0,00%	14,00%	0,00%	14,00%	0,00%	14,00%	2,00%	14,28%	2,00%
78	MARLY LE ROI	12,97%	9,02%	14,14%	0,00%	14,14%	0,00%	14,14%	0,00%	14,14%	9,02%
92	SEVRES	13,26%	0,00%	13,26%	3,47%	13,72%	0,00%	13,72%	1,97%	13,99%	5,51%
91	MASSY	13,86%	0,00%	13,86%	0,00%	13,86%	0,00%	13,86%	0,00%	13,86%	0,00%
78	CROISSY S/SEINE	12,59%	6,51%	13,41%	1,49%	13,61%	1,40%	13,80%	0,00%	13,80%	9,61%
94	CHARENTON	13,60%	2,06%	13,88%	0,00%	13,88%	-1,01%	13,74%	0,00%	13,74%	1,03%
95	SOISY S/MONTMORENCY	12,65%	17,39%	14,85%	-8,35%	13,61%	0,00%	13,61%	0,29%	13,65%	7,91%
95	GARCHES	12,35%	1,21%	12,50%	8,00%	13,50%	0,00%	13,50%	1,04%	13,64%	10,45%
78	VERSAILLES	10,97%	9,94%	12,06%	3,98%	12,54%	1,99%	12,79%	1,49%	12,98%	18,32%
92	FONTENAY AUX ROSES	12,42%	0,00%	12,42%	4,51%	12,98%	0,00%	12,98%	0,00%	12,98%	4,51%
78	MAISONS LAFFITTE	11,22%	4,99%	11,78%	3,06%	12,14%	1,98%	12,38%	1,94%	12,62%	12,48%
94	ST-MAUR DES FOSSES	11,54%	0,00%	11,54%	0,00%	11,54%	0,00%	11,54%	2,51%	11,83%	2,51%
94	MAISONS ALFORT	10,27%	0,00%	10,27%	15,00%	11,81%	0,00%	11,81%	0,00%	11,81%	15,00%
92	VAUCRESSON	10,49%	0,95%	10,59%	5,00%	11,12%	0,99%	11,23%	0,98%	11,34%	8,10%

78	L'ETANG LA VILLE	10,06%	5,37%	10,60%	0,38%	10,64%	3,01%	10,96%	2,83%	11,27%	12,03%
92	ISSY LES MOULINEAUX	11,09%	0,00%	11,09%	0,00%	11,09%	0,00%	11,09%	0,00%	11,09%	0,00%
92	NANTERRE	10,09%	0,00%	10,09%	3,96%	10,49%	2,00%	10,70%	2,99%	11,02%	9,22%
92	LA GARENNE	9,40%	1,91%	9,58%	13,36%	10,86%	0,00%	10,86%	1,47%	11,02%	17,23%
78	VELIZY	9,69%	4,95%	10,17%	1,97%	10,37%	2,03%	10,58%	3,02%	10,90%	12,49%
91	MONTLERY	9,79%	10,93%	10,86%	0,00%	10,86%	0,00%	10,86%	0,00%	10,86%	10,93%
92	LEVALLOIS-PERRET	9,70%	0,00%	9,70%	0,00%	9,70%	8,97%	10,57%	1,04%	10,68%	10,10%
93	ST-OUEN	9,70%	2,99%	9,99%	0,00%	9,99%	0,00%	9,99%	6,01%	10,59%	9,18%
92	MEUDON	9,44%	4,87%	9,90%	5,15%	10,41%	0,00%	10,41%	0,00%	10,41%	10,28%
78	LOUVECIENNES	9,32%	4,94%	9,78%	0,00%	9,78%	2,66%	10,04%	0,00%	10,04%	7,73%
92	RUEIL MALMAISON	9,89%	0,00%	9,89%	0,00%	9,89%	0,00%	9,89%	0,00%	9,89%	0,00%
92	ST-CLOUD	8,27%	0,00%	8,27%	13,30%	9,37%	0,00%	9,37%	0,00%	9,37%	13,30%
78	LE VESINET	8,56%	0,00%	8,56%	0,00%	8,56%	3,97%	8,90%	0,00%	8,90%	3,97%
92	MONTROUGE	7,77%	0,00%	7,77%	3,47%	8,04%	0,00%	8,04%	2,86%	8,27%	6,44%
78	LE PECQ	8,14%	0,00%	8,14%	0,00%	8,14%	0,00%	8,14%	0,00%	8,14%	0,00%
92	PUTEAUX	7,27%	3,03%	7,49%	2,80%	7,70%	0,00%	7,70%	0,00%	7,70%	5,91%
78	ROCQUENCOURT	7,05%	0,00%	7,05%	3,55%	7,30%	0,00%	7,30%	0,00%	7,30%	3,55%
78	LE CHESNAY	6,40%	7,97%	6,91%	0,00%	6,91%	-0,43%	6,88%	5,96%	7,29%	13,91%
75	PARIS	7,11%	0,00%	7,11%	0,00%	7,11%	0,00%	7,11%	0,00%	7,11%	0,00%
92	BOULOGNE	6,42%	0,00%	6,42%	3,12%	6,62%	0,00%	6,62%	1,96%	6,75%	5,14%
92	NEUILLY S/SEINE	1,92%	3,13%	1,98%	4,55%	2,07%	4,35%	2,16%	4,17%	2,25%	17,19%

TRI SUR VARIATION TAUX 2005/2001

94	NOGENT S/MARNE	15,30%	16,99%	17,90%	0,00%	17,90%	24,92%	22,36%	-2,01%	21,91%	43,20%
92	COLOMBES	17,31%	29,98%	22,50%	0,00%	22,50%	0,00%	22,50%	0,00%	22,50%	29,98%
91	ORSAY	16,79%	9,35%	18,36%	6,97%	19,64%	6,98%	21,01%	0,00%	21,01%	25,13%
94	LE KREMLIN BICETRE	15,67%	5,68%	16,56%	1,81%	16,86%	1,78%	17,16%	13,69%	19,51%	24,51%
78	VIROFLAY	14,69%	3,47%	15,20%	16,58%	17,72%	1,02%	17,90%	2,01%	18,26%	24,30%
78	TRIEL S/SEINE	13,37%	0,00%	13,37%	0,00%	13,37%	22,51%	16,38%	0,49%	16,46%	23,11%

92	BOIS COLOMBES	13,30%	4,81%	13,94%	14,78%	16,00%	1,75%	16,28%	0,00%	16,28%	22,41%
78	VERSAILLES	10,97%	9,94%	12,06%	3,98%	12,54%	1,99%	12,79%	1,49%	12,98%	18,32%
94	L'HAY LES ROSES	17,68%	4,92%	18,55%	4,80%	19,44%	4,89%	20,39%	1,91%	20,78%	17,53%
92	LA GARENNE	9,40%	1,91%	9,58%	13,36%	10,86%	0,00%	10,86%	1,47%	11,02%	17,23%
92	NEUILLY S/SEINE	1,92%	3,13%	1,98%	4,55%	2,07%	4,35%	2,16%	4,17%	2,25%	17,19%
78	CARRIERES S/S.	18,14%	16,98%	21,22%	0,00%	21,22%	0,00%	21,22%	0,00%	21,22%	16,98%
92	VILLENEUVE LA GARENNE	13,24%	7,93%	14,29%	4,97%	15,00%	2,00%	15,30%	0,98%	15,45%	16,69%
93	LES LILAS	19,22%	7,49%	20,66%	8,52%	22,42%	0,00%	22,42%	0,00%	22,42%	16,65%
91	LONGJUMEAU	15,61%	0,00%	15,61%	16,02%	18,11%	0,00%	18,11%	0,00%	18,11%	16,02%
94	VINCENNES	14,12%	5,03%	14,83%	3,98%	15,42%	2,98%	15,88%	3,02%	16,36%	15,86%
94	MAISONS ALFORT	10,27%	0,00%	10,27%	15,00%	11,81%	0,00%	11,81%	0,00%	11,81%	15,00%
92	CLICHY	17,34%	0,00%	17,34%	5,48%	18,29%	3,94%	19,01%	4,89%	19,94%	14,99%
92	CHAVILLE	15,55%	7,97%	16,79%	2,50%	17,21%	3,02%	17,73%	0,00%	17,73%	14,02%
78	LE CHESNAY	6,40%	7,97%	6,91%	0,00%	6,91%	-0,43%	6,88%	5,96%	7,29%	13,91%
93	TREMBLAY EN F.	19,20%	0,00%	19,20%	3,54%	19,88%	0,00%	19,88%	9,86%	21,84%	13,75%
92	ST-CLOUD	8,27%	0,00%	8,27%	13,30%	9,37%	0,00%	9,37%	0,00%	9,37%	13,30%
92	SCEAUX	15,59%	0,00%	15,59%	0,00%	15,59%	9,88%	17,13%	2,86%	17,62%	13,02%
95	MONTMORENCY	17,11%	5,03%	17,97%	3,51%	18,60%	1,51%	18,88%	2,01%	19,26%	12,57%
92	VANVES	16,00%	6,00%	16,96%	0,00%	16,96%	1,53%	17,22%	4,59%	18,01%	12,56%
95	ERMONT	14,78%	3,99%	15,37%	3,97%	15,98%	2,00%	16,30%	2,02%	16,63%	12,52%
78	VELIZY	9,69%	4,95%	10,17%	1,97%	10,37%	2,03%	10,58%	3,02%	10,90%	12,49%
78	MAISONS LAFFITTE	11,22%	4,99%	11,78%	3,06%	12,14%	1,98%	12,38%	1,94%	12,62%	12,48%
78	L'ETANG LA VILLE	10,06%	5,37%	10,60%	0,38%	10,64%	3,01%	10,96%	2,83%	11,27%	12,03%
78	HOUILLES	17,34%	0,00%	17,34%	3,40%	17,93%	7,86%	19,34%	0,00%	19,34%	11,53%
91	MONTLERY	9,79%	10,93%	10,86%	0,00%	10,86%	0,00%	10,86%	0,00%	10,86%	10,93%
95	GARCHES	12,35%	1,21%	12,50%	8,00%	13,50%	0,00%	13,50%	1,04%	13,64%	10,45%
95	EAUBONNE	17,03%	2,52%	17,46%	4,98%	18,33%	0,00%	18,33%	2,51%	18,79%	10,33%
92	MEUDON	9,44%	4,87%	9,90%	5,15%	10,41%	0,00%	10,41%	0,00%	10,41%	10,28%

93	BAGNOLET	17,98%	0,00%	17,98%	4,95%	18,87%	0,00%	18,87%	4,98%	19,81%	10,18%
92	CHATILLON	14,79%	6,02%	15,68%	2,17%	16,02%	1,50%	16,26%	0,18%	16,29%	10,14%
93	PIERREFITTE S/S.	24,69%	3,48%	25,55%	1,68%	25,98%	2,50%	26,63%	2,10%	27,19%	10,13%
92	LEVALLOIS-PERRET	9,70%	0,00%	9,70%	0,00%	9,70%	8,97%	10,57%	1,04%	10,68%	10,10%
93	PANTIN	19,80%	9,80%	21,74%	0,00%	21,74%	0,00%	21,74%	0,00%	21,74%	9,80%
78	CROISSY S/SEINE	12,59%	6,51%	13,41%	1,49%	13,61%	1,40%	13,80%	0,00%	13,80%	9,61%
95	DEUIL LA BARRE	15,72%	4,96%	16,50%	4,18%	17,19%	0,00%	17,19%	0,00%	17,19%	9,35%
78	MONTIGNY LE B.	17,49%	4,97%	18,36%	1,53%	18,64%	1,50%	18,92%	1,00%	19,11%	9,26%
92	NANTERRE	10,09%	0,00%	10,09%	3,96%	10,49%	2,00%	10,70%	2,99%	11,02%	9,22%
93	ST-OUEN	9,70%	2,99%	9,99%	0,00%	9,99%	0,00%	9,99%	6,01%	10,59%	9,18%
78	MARLY LE ROI	12,97%	9,02%	14,14%	0,00%	14,14%	0,00%	14,14%	0,00%	14,14%	9,02%
91	IGNY	23,34%	0,00%	23,34%	9,00%	25,44%	0,00%	25,44%	0,00%	25,44%	9,00%
91	BURES S/YVETTE	20,54%	0,00%	20,54%	6,18%	21,81%	0,00%	21,81%	2,48%	22,35%	8,81%
93	BOBIGNY	21,19%	1,98%	21,61%	6,52%	23,02%	0,00%	23,02%	0,00%	23,02%	8,64%
94	SUCY EN BRIE	17,53%	1,88%	17,86%	1,01%	18,04%	1,77%	18,36%	3,70%	19,04%	8,61%
94	LE PERREUX S/MARNE	17,96%	3,01%	18,50%	3,03%	19,06%	1,00%	19,25%	0,99%	19,44%	8,24%
94	CRETEIL	20,37%	0,98%	20,57%	1,99%	20,98%	2,00%	21,40%	2,99%	22,04%	8,20%
92	VAUCRESSON	10,49%	0,95%	10,59%	5,00%	11,12%	0,99%	11,23%	0,98%	11,34%	8,10%
91	ETAMPES	23,22%	0,00%	23,22%	8,01%	25,08%	0,00%	25,08%	0,00%	25,08%	8,01%
95	SOISY S/MONTMORENCY	12,65%	17,39%	14,85%	-8,35%	13,61%	0,00%	13,61%	0,29%	13,65%	7,91%
94	VILLEJUIF	21,64%	4,02%	22,51%	0,00%	22,51%	1,51%	22,85%	2,19%	23,35%	7,90%
78	LOUVECIENNES	9,32%	4,94%	9,78%	0,00%	9,78%	2,66%	10,04%	0,00%	10,04%	7,73%
93	SEVRAN	20,32%	1,48%	20,62%	1,79%	20,99%	2,00%	21,41%	2,01%	21,84%	7,48%
93	ROSNY S/BOIS	18,38%	5,01%	19,30%	1,92%	19,67%	0,00%	19,67%	0,00%	19,67%	7,02%
94	CACHAN	19,34%	3,00%	19,92%	0,00%	19,92%	2,01%	20,32%	1,82%	20,69%	6,98%
94	GENTILLY	24,84%	4,95%	26,07%	0,50%	26,20%	0,50%	26,33%	0,61%	26,49%	6,64%
93	NOISY LE GRAND	14,54%	0,00%	14,54%	3,03%	14,98%	2,47%	15,35%	0,98%	15,50%	6,60%
94	FONTENAY S/BOIS	13,65%	1,98%	13,92%	1,51%	14,13%	6,09%	14,99%	-2,94%	14,55%	6,59%
92	SURESNES	16,44%	0,00%	16,44%	3,71%	17,05%	0,94%	17,21%	1,74%	17,51%	6,51%

91	GIF S/YVETTE	15,57%	1,48%	15,80%	4,94%	16,58%	0,00%	16,58%	0,00%	16,58%	6,49%
92	MONTROUGE	7,77%	0,00%	7,77%	3,47%	8,04%	0,00%	8,04%	2,86%	8,27%	6,44%
92	LE PLESSIS ROBINSON	17,88%	2,80%	18,38%	1,52%	18,66%	1,82%	19,00%	0,00%	19,00%	6,26%
94	LE PLESSIS TREVISE	15,53%	0,00%	15,53%	0,00%	15,53%	0,00%	15,53%	6,25%	16,50%	6,25%
94	ARCUEIL	19,75%	4,51%	20,64%	1,02%	20,85%	0,48%	20,95%	0,00%	20,95%	6,08%
91	BRETIGNY S/ORGE	17,37%	0,00%	17,37%	0,00%	17,37%	0,00%	17,37%	5,93%	18,40%	5,93%
92	PUTEAUX	7,27%	3,03%	7,49%	2,80%	7,70%	0,00%	7,70%	0,00%	7,70%	5,91%
93	EPINAY S/SEINE	22,72%	0,00%	22,72%	5,90%	24,06%	0,00%	24,06%	0,00%	24,06%	5,90%
93	LIVRY GARGAN	15,38%	0,00%	15,38%	5,66%	16,25%	0,00%	16,25%	0,00%	16,25%	5,66%
94	IVRY S/SEINE	27,38%	1,50%	27,79%	1,51%	28,21%	1,49%	28,63%	1,01%	28,92%	5,62%
91	MONTGERON	19,98%	5,61%	21,10%	0,00%	21,10%	0,00%	21,10%	0,00%	21,10%	5,61%
92	SEVRES	13,26%	0,00%	13,26%	3,47%	13,72%	0,00%	13,72%	1,97%	13,99%	5,51%
93	AULNAY S/BOIS	13,65%	0,00%	13,65%	5,49%	14,40%	0,00%	14,40%	0,00%	14,40%	5,49%
92	BAGNEUX	20,18%	1,68%	20,52%	1,51%	20,83%	2,02%	21,25%	0,00%	21,25%	5,30%
92	BOULOGNE	6,42%	0,00%	6,42%	3,12%	6,62%	0,00%	6,62%	1,96%	6,75%	5,14%
91	EPINAY S/ORGE	14,37%	2,02%	14,66%	0,00%	14,66%	0,00%	14,66%	3,00%	15,10%	5,08%
95	ARNOUVILLE LES G.	19,68%	1,98%	20,07%	1,00%	20,27%	0,99%	20,47%	0,98%	20,67%	5,03%
95	L'ISLE ADAM	16,00%	2,50%	16,40%	2,50%	16,81%	-0,12%	16,79%	0,00%	16,79%	4,94%
92	FONTENAY AUX ROSES	12,42%	0,00%	12,42%	4,51%	12,98%	0,00%	12,98%	0,00%	12,98%	4,51%
78	ANDRESY	16,67%	3,00%	17,17%	0,00%	17,17%	0,00%	17,17%	1,40%	17,41%	4,44%
78	POISSY	14,65%	0,00%	14,65%	0,00%	14,65%	0,00%	14,65%	4,03%	15,24%	4,03%
78	LE VESINET	8,56%	0,00%	8,56%	0,00%	8,56%	3,97%	8,90%	0,00%	8,90%	3,97%
92	VILLE D'AVRAY	13,76%	3,78%	14,28%	0,00%	14,28%	0,00%	14,28%	0,00%	14,28%	3,78%
78	ROCQUENCOURT	7,05%	0,00%	7,05%	3,55%	7,30%	0,00%	7,30%	0,00%	7,30%	3,55%
91	PALaiseau	17,17%	0,00%	17,17%	3,20%	17,72%	0,00%	17,72%	0,00%	17,72%	3,20%
77	Fontainebleau	21,43%	0,00%	21,43%	0,98%	21,64%	0,83%	21,82%	1,19%	22,08%	3,03%
93	DRANCY	20,79%	2,98%	21,41%	0,00%	21,41%	0,00%	21,41%	0,00%	21,41%	2,98%
93	LE BOURGET	14,57%	0,00%	14,57%	0,00%	14,57%	2,95%	15,00%	0,00%	15,00%	2,95%
92	CHATENAY MALABRY	16,26%	0,00%	16,26%	0,00%	16,26%	0,00%	16,26%	2,83%	16,72%	2,83%

94	ST-MAUR DES FOSSES	11,54%	0,00%	11,54%	0,00%	11,54%	0,00%	11,54%	2,51%	11,83%	2,51%
91	VILLEBON S/YVETTE	14,11%	0,00%	14,11%	0,00%	14,11%	2,48%	14,46%	0,00%	14,46%	2,48%
91	LES ULIS	16,44%	0,49%	16,52%	1,57%	16,78%	0,18%	16,81%	0,00%	16,81%	2,25%
77	MITRY MORY	21,97%	0,00%	21,97%	2,00%	22,41%	0,00%	22,41%	0,00%	22,41%	2,00%
92	MALAKOFF	14,00%	0,00%	14,00%	0,00%	14,00%	0,00%	14,00%	2,00%	14,28%	2,00%
93	LA COURNEUVE	20,14%	0,00%	20,14%	1,94%	20,53%	0,00%	20,53%	0,00%	20,53%	1,94%
91	SAVIGNY S/ORGE	14,74%	1,22%	14,92%	0,00%	14,92%	0,00%	14,92%	0,00%	14,92%	1,22%
94	CHARENTON	13,60%	2,06%	13,88%	0,00%	13,88%	-1,01%	13,74%	0,00%	13,74%	1,03%
77	NEMOURS	28,87%	0,00%	28,87%	0,00%	28,87%	0,00%	28,87%	0,00%	28,87%	0,00%
78	MANTES LA JOLIE	19,34%	0,00%	19,34%	0,00%	19,34%	0,00%	19,34%	0,00%	19,34%	0,00%
78	PLAISIR	16,64%	0,00%	16,64%	0,00%	16,64%	0,00%	16,64%	0,00%	16,64%	0,00%
78	CONFLANS STE H.	14,45%	0,00%	14,45%	0,00%	14,45%	0,00%	14,45%	0,00%	14,45%	0,00%
78	LE PECQ	8,14%	0,00%	8,14%	0,00%	8,14%	0,00%	8,14%	0,00%	8,14%	0,00%
91	JUVISY S/ORGE	26,63%	0,00%	26,63%	0,00%	26,63%	0,00%	26,63%	0,00%	26,63%	0,00%
91	COMBS LA VILLE	24,63%	0,00%	24,63%	0,00%	24,63%	0,00%	24,63%	0,00%	24,63%	0,00%
91	RIS ORANGIS	21,47%	0,00%	21,47%	0,00%	21,47%	0,00%	21,47%	0,00%	21,47%	0,00%
91	EVRY	18,19%	0,00%	18,19%	0,00%	18,19%	0,00%	18,19%	0,00%	18,19%	0,00%
91	MASSY	13,86%	0,00%	13,86%	0,00%	13,86%	0,00%	13,86%	0,00%	13,86%	0,00%
92	ANTONY	16,91%	0,00%	16,91%	0,00%	16,91%	0,00%	16,91%	0,00%	16,91%	0,00%
92	ISSY LES MOULINEAUX	11,09%	0,00%	11,09%	0,00%	11,09%	0,00%	11,09%	0,00%	11,09%	0,00%
92	RUEIL MALMAISON	9,89%	0,00%	9,89%	0,00%	9,89%	0,00%	9,89%	0,00%	9,89%	0,00%
93	VILLEPINTE	31,33%	0,00%	31,33%	0,00%	31,33%	0,00%	31,33%	0,00%	31,33%	0,00%
93	PAVILLONS S/BOIS	17,73%	0,00%	17,73%	0,00%	17,73%	0,00%	17,73%	0,00%	17,73%	0,00%
94	VITRY S/S.	17,64%	0,00%	17,64%	0,00%	17,64%	0,00%	17,64%	0,00%	17,64%	0,00%
95	PONTOISE	24,89%	0,00%	24,89%	0,00%	24,89%	0,00%	24,89%	0,00%	24,89%	0,00%
95	ARGENTEUIL	19,15%	0,00%	19,15%	0,00%	19,15%	0,00%	19,15%	0,00%	19,15%	0,00%
95	SARCELLES	18,80%	0,00%	18,80%	0,00%	18,80%	0,00%	18,80%	0,00%	18,80%	0,00%
95	GOUSSAINVILLE	18,42%	0,00%	18,42%	0,00%	18,42%	0,00%	18,42%	0,00%	18,42%	0,00%
95	TAVERNY	16,88%	0,00%	16,88%	0,00%	16,88%	0,00%	16,88%	0,00%	16,88%	0,00%

95	FRANCONVILLE	16,74%	0,00%	16,74%	0,00%	16,74%	0,00%	16,74%	0,00%	16,74%	0,00%
75	PARIS	7,11%	0,00%	7,11%	0,00%	7,11%	0,00%	7,11%	0,00%	7,11%	0,00%
93	BONDY	19,88%	-0,10%	19,86%	0,00%	19,86%	0,00%	19,86%	0,00%	19,86%	-0,10%
93	VILLEMOMBLE	15,82%	-1,01%	15,66%	0,00%	15,66%	0,00%	15,66%	0,00%	15,66%	-1,01%
93	GAGNY	20,79%	-0,43%	20,70%	-0,29%	20,64%	-0,29%	20,58%	-0,29%	20,52%	-1,30%
78	LES MUREAUX	21,81%	-1,51%	21,48%	-0,98%	21,27%	0,00%	21,27%	0,00%	21,27%	-2,48%
77	VILLEPARISIS	26,63%	0,00%	26,63%	-5,67%	25,12%	0,00%	25,12%	0,00%	25,12%	-5,67%
94	ST-MAURICE	16,52%	0,00%	16,52%	0,00%	16,52%	-6,66%	15,42%	0,00%	15,42%	-6,66%
94	LIMEIL BREVANNES	22,29%	-4,98%	21,18%	-1,98%	20,76%	0,00%	20,76%	0,00%	20,76%	-6,86%
93	ROMAINVILLE	28,24%	1,98%	28,80%	2,01%	29,38%	-19,47%	23,66%	1,82%	24,09%	-14,70%

TRI SUR % AUGMENTATION MONTANT COTISATION 2005/2001

(valeur moyenne sur un bien type)

92	COLOMBES	31,45%	1,44%	1,42%	1,86%	37,74%
91	ORSAY	10,59%	6,47%	8,60%	1,80%	32,60%
94	LE KREMLIN BICETRE	6,93%	3,11%	3,52%	15,53%	31,86%
78	VIROFLAY	4,55%	18,32%	2,54%	3,84%	31,72%
93	TREMBLAY EN F.	1,20%	5,14%	1,50%	20,93%	30,60%
78	TRIEL S/SEINE	0,99%	1,46%	24,40%	2,27%	30,36%
92	BOIS COLOMBES	5,81%	16,48%	3,37%	1,68%	29,54%

94	NOGENT S/MARNE	18,22%	1,46%	26,86%	-0,30%	28,33%
94	L'HAY LES ROSES	6,00%	7,78%	6,46%	3,69%	26,12%
78	VERSAILLES	11,15%	5,49%	3,57%	3,30%	25,44%
92	NEUILLY S/SEINE	4,92%	5,47%	5,93%	6,29%	24,59%
78	CARRIERES S/S.	18,20%	1,48%	1,65%	1,80%	24,13%
92	LA GARENNE	3,14%	14,72%	1,77%	3,04%	24,09%
93	LES LILAS	8,82%	10,36%	1,22%	2,02%	24,02%
92	VILLENEUVE LA GARENNE	9,06%	6,39%	3,60%	2,61%	23,35%
91	LONGJUMEAU	0,74%	18,08%	1,56%	1,54%	22,68%
94	VINCENNES	6,21%	5,26%	4,44%	4,79%	22,36%
92	CLICHY	1,03%	7,07%	5,50%	6,75%	21,83%
94	MAISONS ALFORT	1,13%	16,42%	1,60%	1,58%	21,51%

92	CHAVILLE	9,00%	4,01%	4,76%	1,73%	20,82%
78	LE CHESNAY	8,89%	1,53%	1,01%	7,96%	20,56%
92	ST-CLOUD	1,05%	14,93%	1,51%	1,79%	20,00%
92	SCEAUX	1,04%	1,49%	11,54%	4,67%	19,72%
95	ERMONT	5,15%	5,51%	3,48%	3,93%	19,32%
78	MAISONS LAFFITTE	6,18%	4,55%	3,65%	3,69%	19,31%
95	MONTMORENCY	6,02%	5,23%	3,02%	3,77%	19,28%
92	VANVES	7,13%	1,48%	3,02%	6,46%	19,23%
94	FRESNES	5,79%	4,52%	3,64%	3,74%	18,90%
78	L'ETANG LA VILLE	6,32%	1,89%	4,77%	4,56%	18,68%
94	VILLEJUIF	3,04%	3,52%	3,07%	3,99%	18,47%
93	VILLEMOMBLE	12,27%	1,43%	1,64%	1,84%	17,87%

91	MONTLERY	11,66%	1,65%	1,62%	1,60%	17,18%
95	GARCHES	2,11%	9,69%	1,50%	2,78%	16,84%
92	LE PLESSIS ROBINSON	3,82%	3,02%	7,32%	1,77%	16,81%
95	EAUBONNE	3,53%	6,41%	1,51%	4,45%	16,81%
93	PIERREFITTE S/S.	4,63%	3,21%	4,14%	3,84%	16,77%
93	BAGNOLET	-11,33%	6,53%	15,68%	6,82%	16,72%
92	MEUDON	5,94%	6,68%	1,62%	1,59%	16,68%
92	CHATILLON	7,10%	3,62%	2,91%	1,98%	16,46%
92	LEVALLOIS-PERRET	0,87%	1,29%	10,59%	3,07%	16,45%
93	PANTIN	10,90%	1,49%	1,47%	1,89%	16,37%
78	CROISSY S/SEINE	7,76%	3,08%	2,74%	1,94%	16,34%
92	NANTERRE	0,98%	5,80%	3,65%	4,85%	16,10%

78	MARLY LE ROI	10,42%	1,51%	1,12%	2,21%	15,83%
95	DEUIL LA BARRE	6,00%	5,66%	1,61%	1,69%	15,73%
93	ST-OUEN	4,17%	1,54%	1,52%	7,76%	15,71%
78	MONTIGNY LE B.	5,95%	3,21%	3,11%	2,51%	15,58%
91	BURES S/YVETTE	1,23%	7,75%	1,57%	4,20%	15,44%
91	IGNY	0,97%	10,56%	1,56%	1,71%	15,31%
93	BOBIGNY	3,09%	8,06%	1,61%	1,73%	15,15%
94	SUCY EN BRIE	2,92%	2,47%	3,48%	5,42%	15,05%
94	CRETEIL	2,08%	3,47%	3,75%	4,75%	14,80%
94	LE PERREUX S/MARNE	4,11%	4,54%	2,64%	2,76%	14,79%
95	SOISY S/MONTMORENCY	18,80%	-6,96%	1,36%	2,35%	14,66%
92	VAUCRESSON	1,96%	6,60%	2,52%	2,75%	14,50%

78	LOUVECIENNES	5,99%	1,69%	4,17%	1,60%	14,08%
93	SEVRAN	2,47%	3,38%	3,50%	3,83%	13,83%
93	ROSNY S/BOIS	6,33%	3,33%	1,61%	1,59%	13,42%
94	CACHAN		1,53%	3,46%	7,85%	13,36%
94	GENTILLY	6,03%	1,99%	2,00%	2,43%	12,98%
93	NOISY LE GRAND	1,01%	4,51%	4,08%	2,76%	12,92%
92	MONTROUGE	0,90%	5,10%	1,52%	4,78%	12,87%
92	SURESNES	1,01%	5,24%	2,45%	3,55%	12,78%
91	GIF S/YVETTE	2,32%	4,11%	1,52%	1,80%	12,59%
94	LE PLESSIS TREVISE	1,07%	1,46%	1,56%	8,09%	12,57%
94	ARCUEIL	5,51%	2,61%	1,91%	1,87%	12,40%
93	EPINAY S/SEINE	1,01%	7,50%	1,50%	1,82%	12,22%

91	BRETIGNY S/ORGE	1,02%	1,41%	1,59%	7,81%	12,20%
92	PUTEAUX	4,15%	4,27%	1,57%	1,72%	12,19%
94	IVRY S/SEINE	2,79%	3,01%	2,92%	2,84%	12,08%
93	LIVRY GARGAN	1,01%	7,17%	1,47%	1,85%	11,88%
93	AULNAY S/BOIS	0,74%	7,35%	1,37%	2,03%	11,85%
92	SEVRES	1,10%	4,99%	1,55%	3,67%	11,75%
78	HOUILLES	1,05%	4,90%	9,48%	-3,73%	11,73%
92	BAGNEUX	2,74%	3,03%	3,53%	1,82%	11,57%
92	BOULOGNE	1,00%	4,93%	1,41%	3,70%	11,45%
95	ARNOUVILLE LES G.	3,11%	2,48%	2,59%	2,69%	11,32%
95	L'ISLE ADAM	3,55%	4,00%	1,47%	1,81%	11,24%
94	FONTENAY S/BOIS	3,01%	3,01%	9,65%	-4,68%	10,90%

92	FONTENAY AUX ROSES	1,20%	5,93%	1,49%	1,84%	10,80%
78	ANDRESY	4,09%	1,57%	1,35%	3,24%	10,63%
78	LE VESINET	1,17%	1,39%	5,71%	1,73%	10,30%
92	VILLE D'AVRAY	4,82%	1,53%	1,51%	1,70%	9,86%
78	POISSY	0,98%	1,30%	1,61%	5,68%	9,84%
78	ROCQUENCOURT	1,09%	5,11%	1,53%	1,76%	9,78%
91	PALaiseau	1,01%	4,68%	1,60%	1,73%	9,29%
93	DRANCY	4,09%	1,50%	1,48%	1,80%	9,15%
77	Fontainebleau	0,94%	2,48%	2,42%	2,95%	9,08%
93	LE BOURGET	0,90%	1,49%	4,71%	1,69%	9,04%
92	CHATENAY MALABRY	1,05%	1,51%	1,49%	4,67%	8,96%
91	VILLEBON S/YVETTE	0,97%	1,68%	4,02%	1,59%	8,50%

94	ST-MAUR DES FOSSES	0,96%	1,59%	1,25%	4,32%	8,33%
91	LES ULIS	1,03%	1,88%	3,16%	1,94%	8,25%
77	MITRY MORY	1,16%	3,44%	1,58%	1,72%	8,13%
92	MALAKOFF	1,06%	1,39%	1,71%	3,70%	8,07%
94	VITRY S/S.	1,13%	1,47%	1,49%	3,67%	7,97%
93	LA COURNEUVE	1,09%	3,50%	1,30%	1,80%	7,90%
91	SAVIGNY S/ORGE	2,83%	1,83%	0,90%	1,79%	7,55%
94	CHARENTON	2,76%	1,79%	0,44%	1,75%	6,91%
75	PARIS	1,08%	1,50%	1,48%	1,87%	6,06%
95	TAVERNY	1,03%	1,53%	1,51%	1,82%	6,02%
95	FRANCONVILLE	1,20%	1,49%	1,47%	1,73%	6,02%
93	PAVILLONS S/BOIS	1,09%	1,62%	1,60%	1,57%	6,01%

95	GOUSSAINVILLE	1,09%	1,49%	1,53%	1,77%	6,01%
78	CONFLANS STE H.	1,05%	1,63%	1,46%	1,72%	5,99%
78	LE PECQ	1,25%	1,24%	1,53%	1,81%	5,96%
91	COMBS LA VILLE	1,05%	1,56%	1,54%	1,68%	5,95%
92	ANTONY	1,01%	1,54%	1,48%	1,80%	5,95%
95	PONTOISE	1,19%	1,41%	1,62%	1,59%	5,94%
95	SARCELLES	1,01%	1,46%	1,50%	1,82%	5,92%
77	NEMOURS	1,01%	1,51%	1,48%	1,79%	5,91%
91	JUVISY S/ORGE	1,03%	1,43%	1,41%	1,86%	5,91%
95	ARGENTEUIL	1,12%	1,39%	1,64%	1,61%	5,88%
93	VILLEPINTE	0,98%	1,51%	1,51%	1,74%	5,86%
91	RIS ORANGIS	0,94%	1,49%	1,47%	1,81%	5,84%

91	EVRY	1,17%	1,15%	1,71%	1,68%	5,83%
78	MANTES LA JOLIE	0,97%	1,51%	1,49%	1,73%	5,83%
91	MASSY	1,05%	1,48%	1,60%	1,58%	5,83%
93	BONDY	0,83%	1,64%	1,34%	1,86%	5,79%
78	PLAISIR	0,79%	1,56%	1,54%	1,77%	5,77%
92	RUEIL MALMAISON	0,87%	1,73%	1,28%	1,68%	5,68%
93	GAGNY	0,45%	1,33%	1,31%	1,30%	4,46%
78	LES MUREAUX	-0,70%	0,71%	1,41%	1,74%	3,17%
77	VILLEPARISIS	1,10%	-4,36%	1,52%	1,87%	1,84%
94	ST-MAURICE	1,10%	1,30%	-5,14%	1,81%	-1,10%
94	LIMEIL BREVANNES	-3,94%	-0,48%	1,46%	1,91%	-1,16%
93	ROMAINVILLE	3,14%	3,46%	-18,18%	3,59%	-9,56%



Observatoire UNPI des taxes foncières

--	--